

OEM MODEL Section 11 Page #'s

OEM MODEL Section 11 Page #'s

EXAM TABLES & CHAIRS

EXAM TABLES & CHAIRS *(continued)*

HAMILTON

2K60	200 & 201
2K87	200 & 201
2K89	200 & 201
2K150	200 & 201
2K160	200 & 201
2K191	200 & 201
2K260	200 & 201

RITTER®

FL Type 75C-75F	400 & 401
PA Type 75C-75F	400 & 401
PB Type 75C-75F	400 & 401

MIDMARK® • RITTER®

See www.rpiparts.com for Serial # breakdown by part that fit these models.

Evolution 75	300, 302-305, 307-308, 310-315 & 317
75L (411)	305, 307, 310-313 & 315
100	316 & 317
104	316 & 317
105	300, 301, 303, 304, 307 & 316
106	300, 302-304, 307, 315 & 316
107	300, 301, 303, 304, 307 & 316
110	300, 301, 303 & 304
111	300-304, 307, 315 & 316
112	300, 302-304, 307, 315 & 316
113	300, 302-304, 307, 315 & 316
114	300-304, 307, 315 & 316
115	300, 303, 304, 307, 315 & 316
116	300, 302-304, 307 & 315
117	300, 302-304, 307, 315 & 316
119	300, 302-304, 307 & 315
204	314
222	314-315 & 316
223	309, 311, 313, 315 & 316
230	308, 311, 313-316 & 317
304	317
305	300, 301, 303, 304, 307, 313 & 316
306	300, 302-304, 307, 313, 315 & 316
307	300, 301, 303, 304, 307, 313 & 316
311	300, 302-304, 307, 313 & 315
317	300, 302-304, 307, 313, 315 & 316
318	300, 302-304, 307, 313, 315 & 316
319	300, 302-304, 307, 311, 313 & 315
404	314
405	307, 309, 311, 312, 315 & 316
411	305-307, 309-315 & 317
411 (75L)	305, 307, 310-313 & 315
413	307, 314 & 315
414	307, 314 & 315
415	307 & 315
416	307
417	307 & 311
418	307
419	305-307, 314-315 & 317
491	307
604	314-315 & 316
622	314-315 & 316
623	309, 313, 315 & 316
630	308, 313-316 & 317
641	308, 313-316 & 317
646	313 & 315
647	313-316 & 317

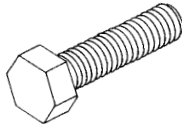
Tables & Chairs (Exam/Surgical)

Models: 2K60, 2K87, 2K89, 2K150, 2K160, 2K191 & 2K260

RPI Part #HAB009
OEM Part # (No OEM Part # Available)

BOLT

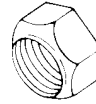
- 6 per package
- 1/4-20 x 7/8" Lg.
- Fits:** Power Pack Assembly
- Models:** 2K60, 2K87, 2K89, 2K150, 2K160, 2K191 & 2K260



RPI Part #HAN013
OEM Part # (No OEM Part # Available)

LOCKNUT

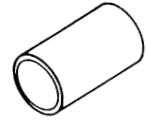
- 6 per package
- 1/4-20
- Stainless
- Fits:** Power Pack Assembly
- Models:** 2K60, 2K87, 2K89, 2K150, 2K160, 2K191 & 2K260



RPI Part #HAS010
OEM Part # (No OEM Part # Available)

SLEEVE

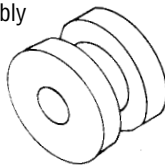
- 6 per package
- 1/4" ID x .438" Lg.
- Fits:** Grommet
- Models:** 2K60, 2K87, 2K89, 2K150, 2K160, 2K191 & 2K260



RPI Part #HAG011
OEM Part # (No OEM Part # Available)

GROMMET

- 6 per package
- Fits:** Power Pack Assembly
- Models:** 2K60, 2K87, 2K89, 2K150, 2K160, 2K191 & 2K260



RPI Part #HAN017
OEM Part # (No OEM Part # Available)

HEX NUT

- 4 per package
- 8-32
- Brass
- Models:** 2K60, 2K87, 2K89, 2K150, 2K160, 2K191 & 2K260



RPI Part #HAW012
OEM Part # (No OEM Part # Available)

WASHER

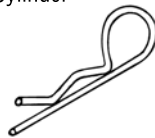
- 6 per package
- 1/4" Flat (CRS)
- Fits:** Power Pack Assembly
- Models:** 2K60, 2K87, 2K89, 2K150, 2K160, 2K191 & 2K260



RPI Part #HAK016
OEM Part # (No OEM Part # Available)

CLEVIS KEY

- 4 per package
- 3/8" Dia. x 1-1/2" Lg.
- Zinc plated
- Fits:** Clevis Pin Rod and Cylinder
- Models:** 2K60, 2K87, 2K89, 2K150, 2K160, 2K191 & 2K260



New RPI Part #RP0331
Old RPI Part #HA0008
OEM Part #54963
Industry Part #2-011

O-RING

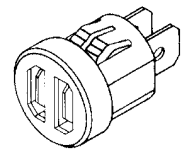
- 6 per package
- .301" ID x .441" OD x .070" C/S
- Material: Neoprene; Duro: 70
- Fits:** Cylinders
- Models:** 2K60, 2K87, 2K89, 2K150, 2K160, 2K191 & 2K260



RPI Part #PCB134
OEM Part # (No OEM Part # Available)

ELECTRICAL TERMINAL BUSHING

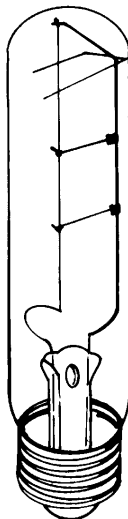
- 3 per package
- Accommodates .25" tab
- 11/16" dia.
- Models:** 2K60, 2K87, 2K89, 2K150, 2K160, 2K191 & 2K260



New RPI Part #LMP015
Old RPI Part #HAL007
OEM Part #48693

WARMER LAMP

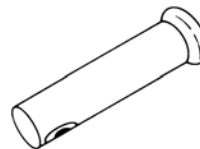
- 120VAC, 25W
- Fits:** Instrument Warmer Drawer
- Models:** 2K60, 2K87, 2K89, 2K150, 2K160, 2K191 & 2K260



RPI Part #HAP014
OEM Part # (No OEM Part # Available)

CLEVIS PIN (ROD)

- 2 per package
- 3/8" dia. x 1-1/8" Lg.
- Zinc plated
- Fits:** Cylinder
- Models:** 2K60, 2K87, 2K89, 2K150, 2K160, 2K191 & 2K260



RPI Part #PCN136
OEM Part # (No OEM Part # Available)

SPEEDNUT

- 10 per package
- "U" type 10-24 thread
- Models:** 2K60, 2K87, 2K89, 2K150, 2K160, 2K191 & 2K260



O-Ring illustrations are actual size

Our customer service department is just a phone call away.

Tables & Chairs (Exam/Surgical)

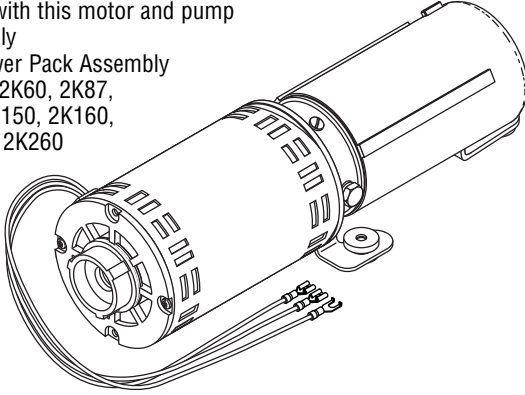
Models: 2K60, 2K87, 2K89, 2K150, 2K160, 2K191 & 2K260 (continued)

RPI Part #HAA001
OEM Part # (No OEM Part # Available)

MOTOR AND PUMP ASSEMBLY

- Two capacitors (RPI Part #MIC019) are required when replacing old style brush motor with this motor and pump assembly

Fits: Power Pack Assembly
Models: 2K60, 2K87, 2K89, 2K150, 2K160, 2K191 & 2K260

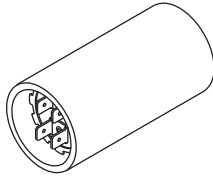


RPI Part #MIC019
OEM Part # (No OEM Part # Available)

CAPACITOR

- 1.81" dia. X 4.38" lg.
- Dual .25" tabs
- 124-149 µf; 250VAC, 60 Hz.

Fits: Power Pack Assembly
Models: 2K60, 2K87, 2K89, 2K150, 2K160, 2K191 & 2K260



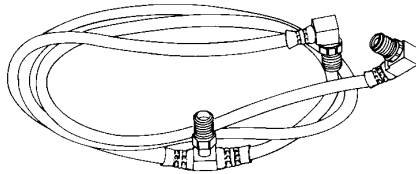
Warning: When attaching hydraulic hoses to the cylinders, torque the hose fittings between 55 - 60 Inch Pounds only. Additional torque could damage the threads in the cylinder.

RPI Part #HAH005
OEM Part #54962

HOSE ASSEMBLY (~85-1/2")

- Power side - bottom of cylinder

Fits: Cylinder
Models: 2K60, 2K87, 2K89, 2K150, 2K160, 2K191 & 2K260

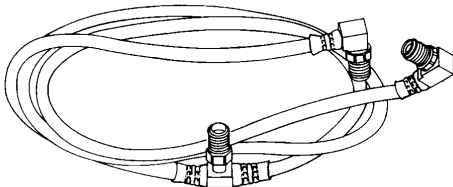


RPI Part #HAH006
OEM Part #54961

HOSE ASSEMBLY (~97-1/2")

- Return side - top of cylinder

Fits: Cylinder
Models: 2K60, 2K87, 2K89, 2K150, 2K160, 2K191 & 2K260



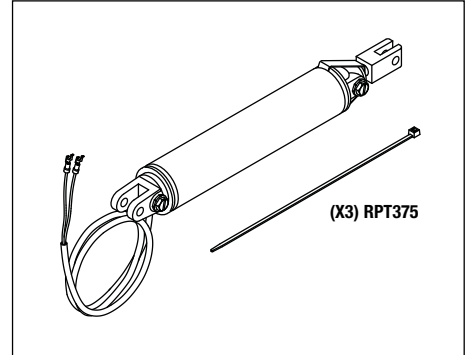
Warning: When attaching hydraulic hoses to the cylinders, torque the hose fittings between 55 - 60 Inch Pounds only. Additional torque could damage the threads in the cylinder.

RPI Part #HAC003
OEM Part #54959

TOP CYLINDER

- 2.12" OD x ~15" Lg. - Center hole to center hole (retracted)
- Includes Cylinder and (3 pieces) Cable Tie (12" Black) (RPI Part #RPT375)

Fits: Table Back
Models: 2K60, 2K87, 2K89, 2K150, 2K160, 2K191 & 2K260

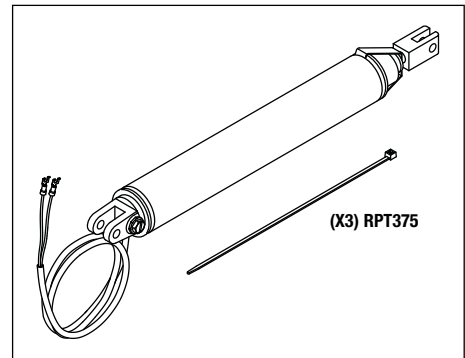


RPI Part #HAC004
OEM Part #54960

TABLE CYLINDER

- ~19.25" Lg. - Center hole to center hole (retracted)
- Includes Cylinder and (3 pieces) Cable Tie (12" Black) (RPI Part #RPT375)

Fits: Table Base
Models: 2K60, 2K87, 2K89, 2K150, 2K160, 2K191 & 2K260



RPI Part #RPF384
OEM Part # (No OEM Part # Available)

HYDRAULIC FLUID

- 32 fl. oz. (.946 Liter)
 - Additive-free 100N Mineral Oil
- Models:** 2K60, 2K87, 2K89, 2K150, 2K160, 2K191 & 2K260

Also available by the case (12 units) (RPI Part #RPF722)



Tables & Chairs (Exam/Surgical)

Models: Evolution 75, 75L, 100, 200, 300, 400 and 600 Series

* See www.rpiparts.com for the Model/Serial # breakdown by part.

RPI Part #RPF384
OEM Part #014-0056-00 / 014-0020-00

HYDRAULIC FLUID

- ISO22 / SAE 10W
- 32 fl. oz. (.946 Liter)
- Additive-free 100N Mineral Oil
- Includes yorker spout

*Models: Evolution 75, 105, 106, 107, 110, 111, 112, 113, 114, 115, 116, 117, 119, 305, 306, 307, 311, 317, 318 & 319



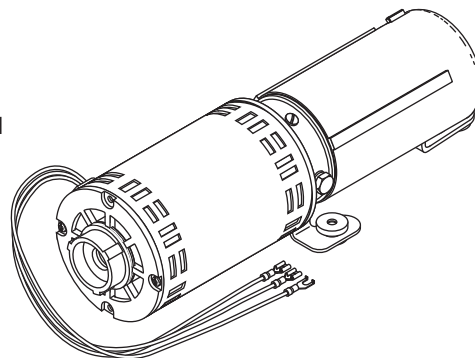
Also available
by the case (12 units)
(RPI Part #RPF722)

RPI Part #MIA124
OEM Part #002-0112-00

MOTOR/PUMP ASSEMBLY

- 115 VAC, 50/60 HZ; 1/2 HP
- 3/4 GPM pump with 1/2-20 inverted flare ports
- Also available Hydraulic Fluid (RPI Part #RPF384) and Capacitor (25-36 µF, 330VAC) (RPI Part #MIC019)

Fits: Chassis
*Models: 105, 107, 305 & 307



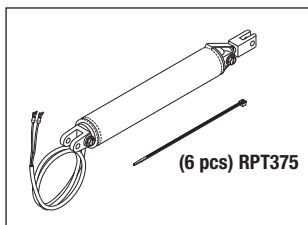
WARNING: When attaching hydraulic hoses to the cylinders, torque the hose fittings between **55 - 60 Inch Pounds only**. Additional torque could damage the threads in the cylinders. When replacing hydraulic hoses, route hose exactly as the original was installed to avoid pinching, chaffing and premature wear. Remember to replace any removed clamps, cable ties and safety devices when installing new cylinders and hoses.

RPI Part #MIC063
OEM Part #002-0001-00

BASE CYLINDER KIT

- Includes all parts as shown
- Fits: Table base

*Models: Evolution 75, 106, 110, 111, 112, 113, 114, 116, 117, 119, 306, 311, 317, 318 & 319

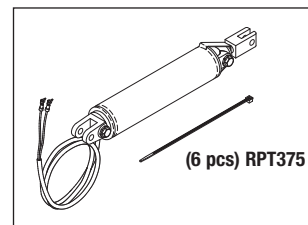


RPI Part #MIC089
OEM Part #002-0094-00

BASE CYLINDER

- Includes all parts as shown
- Fits: Table Base

*Models: 105, 107, 305 & 307

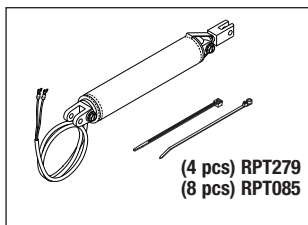


RPI Part #MIC064
OEM Part #002-0002-00

TILT CYLINDER KIT

- Includes all parts as shown
- Fits: Table Base

*Models: Evolution 75, 110, 111, 114, 116, 119, 311, 318 & 319

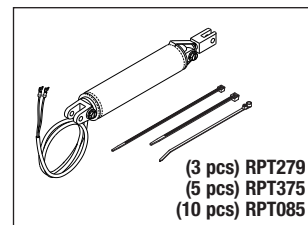


RPI Part #MIC065
OEM Part #002-0003-00

BACK/FOOT CYLINDER KIT

- Includes all parts as shown
- Fits: Table Back and/or Foot Section

*Models: Evolution 75, 110, 111, 112, 113, 114, 116, 117, 119, 311, 318 & 319

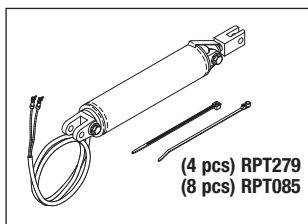


RPI Part #MIC112
OEM Part #002-0137-00

TILT CYLINDER

- Includes all parts as shown
- Fits: Table Base

*Models: 112, 113 & 117

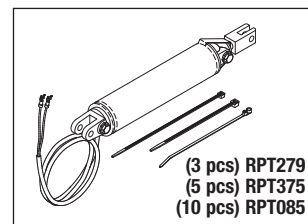


RPI Part #MIC111
OEM Part #002-0100-00

BACK CYLINDER

- Includes all parts as shown
- Fits: Table Back

*Models: 105 & 305

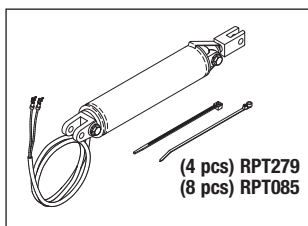


RPI Part #MIC113
OEM Part #002-0271-00

TILT CYLINDER

- Includes all parts as shown
- Fits: Table Base

*Models: 117 & 317

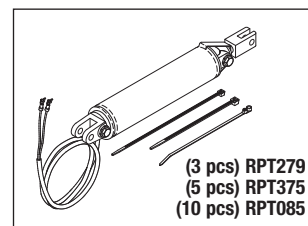


RPI Part #MIC114
OEM Part #002-0346-00

BACK CYLINDER

- Includes all parts as shown
- Fits: Table Back

*Models: Evolution 75, 117, 119, 311, 317, 318 & 319



Call Us Toll-Free Monday-Friday, 8:00 AM-4:30 PM (Pacific Time), (800) 221-9723

Tables & Chairs (Exam/Surgical)

Models: Evolution 75, 75L, 100, 200, 300, 400 and 600 Series (continued)

* See www.rpiparts.com for the Model/Serial # breakdown by part.

WARNING: When attaching hydraulic hoses to the cylinders, torque the hose fittings between **55 - 60 Inch Pounds only**. Additional torque could damage the threads in the cylinders. When replacing hydraulic hoses, route hose exactly as the original was installed to avoid pinching, chaffing and premature wear. Remember to replace any removed clamps, cable ties and safety devices when installing new cylinders and hoses.

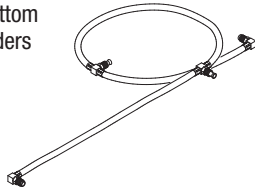
RPI Part #MIH104
OEM Part #002-0004-00

POWER HOSE

- Length: 75"
- Fittings: 1/2-20 Inverted Flare

Fits: Connects Motor/Pump to bottom of Hydraulic Cylinders

*Model: 110



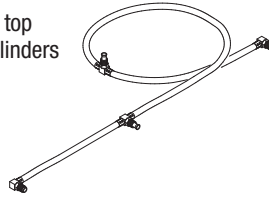
RPI Part #MIH106
OEM Part #002-0005-00

RETURN HOSE

- Length: 104-1/2"
- Fittings: 1/2-20 Inverted Flare

Fits: Connects Motor/Pump to top of Hydraulic Cylinders

*Model: 110




RPI Part #MIH067
OEM Part #002-0014-00

POWER HOSE KIT

- Length: 80"
- Fittings: 1/2-20 Inverted Flare

Fits: Connects Motor/Pump to bottom of Hydraulic Cylinders

*Models: 111 & 114



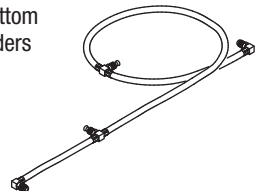
RPI Part #MIH105
OEM Part #002-0109-00

POWER HOSE

- Length: 67-1/2"
- Fittings: 1/2-20 Inverted Flare

Fits: Connects Motor/Pump to bottom of Hydraulic Cylinders

*Model: 105




RPI Part #MIH109
OEM Part #002-0110-00

RETURN HOSE

- Length: 54"
- Fittings: 1/2-20 Inverted Flare

Fits: Connects Motor/Pump to top of Hydraulic Cylinders

*Model: 105



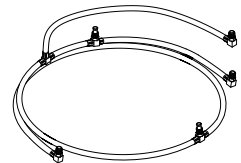
RPI Part #MIH068
OEM Part #002-0012-00

RETURN HOSE KIT

- Length: 104"
- Fittings: 1/2-20 Inverted Flare

Fits: Connects Motor/Pump to bottom of Hydraulic Cylinders

*Models: 111 & 114



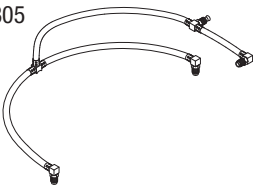
RPI Part #MIH108
OEM Part #002-0099-00

POWER HOSE

- Length: 46"
- Fittings: 1/2-20 Inverted Flare

Fits: Connects Motor/Pump to bottom of Hydraulic Cylinders

*Models: 105 & 305



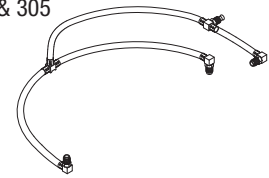
RPI Part #MIH107
OEM Part #002-0098-00

RETURN HOSE

- Length: 38"
- Fittings: 1/2-20 Inverted Flare

Fits: Connects Motor/Pump to top of Hydraulic Cylinders

*Models: 105 & 305



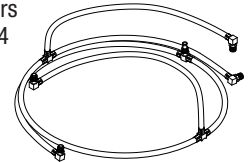
RPI Part #MIH070
OEM Part #002-0021-00

RETURN HOSE KIT

- Length: 83"
- Fittings: 1/2-20 Inverted Flare

Fits: Connects Motor/Pump to bottom of Hydraulic Cylinders

*Models: 111 & 114



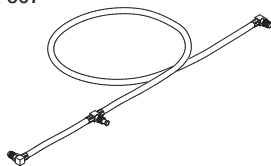
RPI Part #MIH103
OEM Part #002-0096-00

POWER HOSE

- Length: 60"
- Fittings: 1/2-20 Inverted Flare

Fits: Pump to Base

*Models: 107 & 307



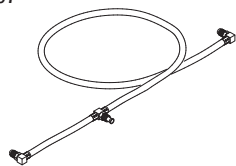
RPI Part #MIH102
OEM Part #002-0095-00

RETURN HOSE

- Length: 50"
- Fittings: 1/2-20 Inverted Flare

Fits: Pump to Base

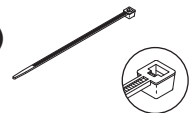
*Models: 107 & 307



RPI Part #RPT085

CABLE TIE (8" BLACK)

- 25 per package
- 3/16" x 8" lg.



RPI Part #RPT279

CABLE TIE (8" BLACK)

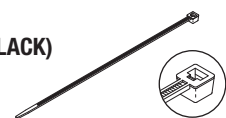
- 25 per package
- 3/16" x 8" lg.



RPI Part #RPT375

CABLE TIE (12" BLACK)

- 25 per package
- 3/16" x 12" lg.




Tables & Chairs (Exam/Surgical)

Models: Evolution 75, 75L, 100, 200, 300, 400 and 600 Series (continued)

* See www.rpiparts.com for the Model/Serial # breakdown by part.

WARNING: When attaching hydraulic hoses to the cylinders, torque the hose fittings between **55 - 60 Inch Pounds only**). Additional torque could damage the threads in the cylinders. When replacing hydraulic hoses, route hose exactly as the original was installed to avoid pinching, chaffing and premature wear. Remember to replace any removed clamps, cable ties and safety devices when installing new cylinders and hoses.



RPI Part #MIH003
OEM Part #002-0119-00

POWER HOSE KIT

- Length: 14"
- Fitting: 7/16-20 female both ends

Fits: Pump to Base

***Models:** Evolution 75, 111, 112, 113, 114, 116, 117, 119, 311, 317, 318 & 319

RPI Part #MIH001
OEM Part #002-0117-00 / 014-0104-00

PUMP HOSE KIT

- Length: 15"
- Fitting: 7/16-20 female both ends

Fits: Solenoid to Pump

***Models:** Evolution 75, 106, 111, 112, 113, 114, 116, 117, 119, 311 & 319

RPI Part #MIH002
OEM Part #002-0118-00

RETURN HOSE KIT

- Length: 18"
- Fitting: 7/16-20 female both ends

Fits: Pump to Base

***Models:** Evolution 75, 111, 112, 113, 114, 116, 117 & 119

RPI Part #MIH008
OEM Part #002-0178-00

RETURN HOSE KIT

- Length: 23-3/4"
- Fitting: 7/16 female both ends

Fits: Tilt to Back

***Models:** Evolution 75, 111, 112, 113, 114, 116, 117 & 119

RPI Part #MIH005
OEM Part #002-0121-00

POWER HOSE KIT

- Length: 26-1/2"
- Fitting: 7/16-20 female both ends

Fits: Base to Tilt

***Models:** Evolution 75, 111, 112, 113, 114, 116, 117, 119, 311, 317, 318 & 319

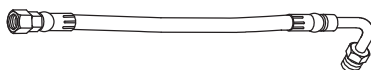
RPI Part #MIH006
OEM Part #002-0122-00

RETURN HOSE KIT

- Length: 37-1/2"
- Fitting: 7/16-20 female both ends

Fits: Base to Tilt

***Models:** Evolution 75, 111, 112, 113, 114, 116, 117, 119, 311, 317, 318 & 319



RPI Part #MIH100
OEM Part #002-0144-00/#002-0054-00

POWER HOSE

- Length: 13-3/4"
- Fittings: 7/16-20 Female x 1/2-20 Inverted Flare 90° Elbow

Fits: Pump to Base

***Models:** 106 & 306

RPI Part #MIH087
OEM Part #002-0126-00

RETURN HOSE KIT

- Length: 24-1/4"
- Fittings: 7/16-20 Female x 1/2-20 Inverted Flare 90° Elbow

Fits: Tilt to Back

***Models:** Evolution 75, 111, 112, 113, 114, 117, 119, 311, 317, 318 & 319

RPI Part #MIH101
OEM Part #002-0143-00 /#002-0053-00

RETURN HOSE

- Length: 32"
- Fittings: 7/16-20 Female x 1/2-20 Inverted Flare 90° Elbow

Fits: Pump to Base

***Models:** 106 & 306

RPI Part #MIH085
OEM Part # 002-0124-00

RETURN HOSE KIT

- Length: 38-1/4"
- Fittings: 7/16-20 Female x 1/2-20 Inverted Flare 90° Elbow

Fits: Foot to Tilt

***Models:** Evolution 75, 111, 112, 114, 116, 119, 311 & 319


RPI Part #MIH084
OEM Part #002-0123-00

POWER HOSE KIT

- Length: 44-1/2"
- Fittings: 7/16-20 Female x 1/2-20 Inverted Flare 90° Elbow

Fits: Foot to Tilt

***Models:** Evolution 75, 111, 112, 114, 116, 119, 311, 318 & 319



RPI Part #MIH007
OEM Part #002-0125-00

POWER HOSE KIT

- Length: 39-1/4"
- Fitting: 7/16-20 female x 1/2-20 Inverted Flare 90° Elbow

Fits: Tilt to Back

***Models:** Evolution 75, 111, 112, 113, 114, 116, 117, 119, 311, 317, 318 & 319


RPI Part #MIH004
OEM Part #002-0120-00

RETURN HOSE KIT

- Length: 15"
- Fitting: 7/16-20 female x 1/2-20 Inverted Flare 90° Elbow

Fits: Base to Return Line

***Models:** Evolution 75, 111, 112, 113, 114, 116, 117, 119, 311, 317, 318 & 319



RPI Part #MIH071
OEM Part #002-0032-00

HOSE ASSEMBLY KIT

- Overall length: 6"
- Fittings: 1/2-20 Inverted Flare; 1/8 MPT Adaptor Fittings and O-rings

Fits: Attaches Motor/Pump assembly to elbow that connects to the return hose assembly

***Models:** 106, 111 & 114



RPI Part #MIH069
OEM Part #002-0031-00

HOSE ASSEMBLY KIT

- Length: 16-1/2"
- Fittings: 1/2-20 Inverted Flare; 1/8 MPT Adaptor Fittings and O-rings

Fits: Attaches to three connections on Motor/Pump assembly

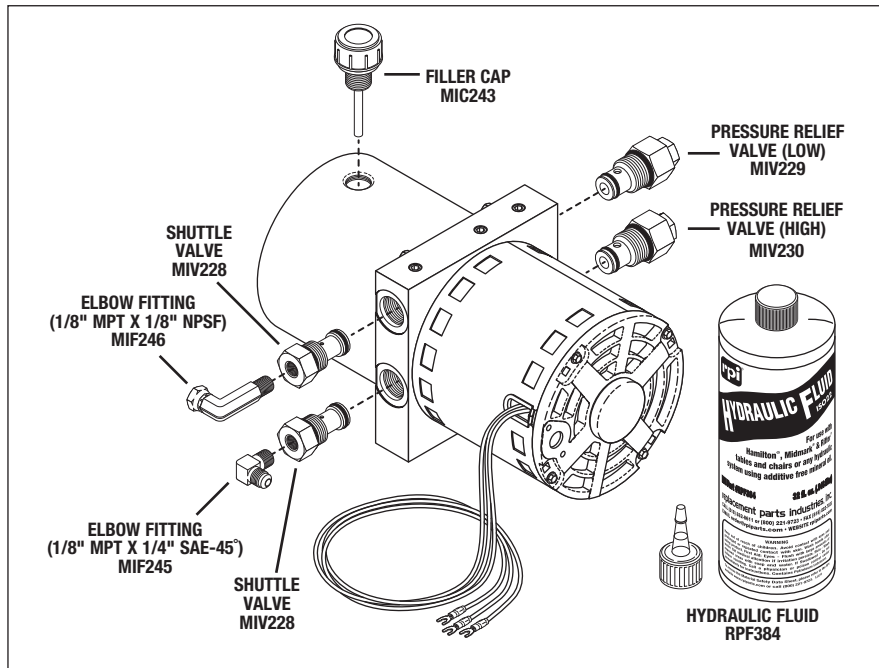
***Models:** 106, 111 & 114

SERVICE TIP: When replacing hose assemblies, don't forget Cable Ties – see the previous page or General Shop Aids.

Tables & Chairs (Exam/Surgical)

Models: Evolution 75, 75L, 100, 200, 300, 400 and 600 Series (continued)

* See www.rpiparts.com for the Model/Serial # breakdown by part.

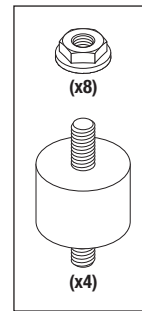


RPI Part #MIP242
OEM Part #002-0444-00, 014-0035-00, 002-0127-00, 002-0133-00 & 014-0262-00

PUMP ASSEMBLY

- 115 VAC, 60 HZ
- Includes all parts as shown
- Also available: Capacitor (25-36 µF, 330VAC) (RPI Part #MIC019), Motor Mount Kit (RPI Part #MIK231), and Anti-Cavitation Valve (RPI Part #MIV232)

Fits: Motor Base
***Models:** Evolution 75, 106, 111, 112, 113, 114, 116, 117, 119, 306, 311, 317, 318 & 319

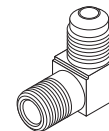


RPI Part #MIK231
OEM Part #053-0051-00

MOTOR MOUNT KIT

- Includes all parts as shown
- Material: Rubber vibration mount with 1/4-20 male threads


Fits: Motor Base and Pump
***Models:** Evolution 75, 106, 111, 112, 113, 114, 116, 117, 119, 306, 311, 317, 318 & 319



RPI Part #MIF245
OEM Part #014-0096-00

ELBOW FITTING
(1/8\"/>

- Material: Brass
 - Included in: Anti-Cavitation Valve (RPI Part #MIV232) and Pump Assembly (RPI Part #MIP242)
- Fits:** Anti-Cavitation Valve and Shuttle Valve
***Models:** Evolution 75, 105, 106, 107, 110, 111, 112, 113, 114, 115, 116, 117, 119, 305, 306, 307, 311, 317, 318 & 319

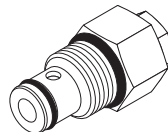


RPI Part #MIV228
OEM Part #014-0168-00

SHUTTLE VALVE

- Port: 1/8" FPT
- Included in: Pump Assembly (RPI Part #MIP242)

Fits: Pump Assembly
***Models:** Evolution 75, 106, 111, 112, 113, 114, 116, 117, 119, 306, 311, 317, 318 & 319

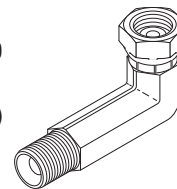


RPI Part #MIV230
OEM Part #014-0249-00

PRESSURE RELIEF VALVE (HIGH)

- 675 PSI Cracking Pressure
- Body marked "600"
- Included in: Pump Assembly (RPI Part #MIP242)

Fits: Pump Assembly
***Models:** Evolution 75, 106, 111, 112, 113, 114, 116, 117, 119, 306, 311, 317, 318 & 319

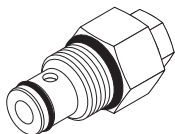


RPI Part #MIF246
OEM Part #014-0260-00

ELBOW FITTING
(1/8\"/>

- Material: Zinc plated steel
- Extended length elbow
- Included in: Anti-Cavitation Valve (RPI Part #MIV232) and Pump Assembly (RPI Part #MIP242)

Fits: Pump Assembly
***Models:** Evolution 75, 105, 106, 107, 110, 111, 112, 113, 114, 115, 116, 117, 119, 305, 306, 307, 311, 317, 318 & 319

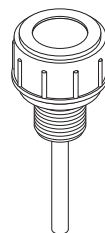


RPI Part #MIV229
OEM Part #014-0248-00

PRESSURE RELIEF VALVE (LOW)

- 400 PSI cracking pressure
- Body marked "L2"
- Included in: Pump Assembly (RPI Part #MIP242)

Fits: Pump Assembly
***Models:** Evolution 75, 106, 111, 112, 113, 114, 116, 117, 119, 306, 311, 317, 318 & 319



RPI Part #MIC243
OEM Part #014-0262-01

FILLER CAP

- Material: Black plastic
- Size: 3/8" MPT
- Includes: Dip stick
- Included in: Pump Assembly (RPI Part #MIP242)

Fits: Pump Assembly
***Models:** Evolution 75, 106, 111, 112, 113, 114, 116, 117, 119, 306, 311, 317, 318 & 319

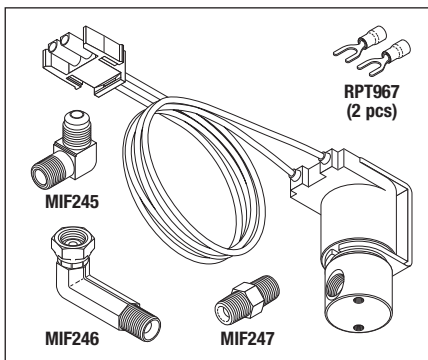


RPI Part #RPF384
OEM Part #014-0056-00/014-0020-00

HYDRAULIC FLUID

- 32 fl. oz. (.946 Liter)
 - Additive-free 100N Mineral Oil; ISO22/SAE 10W
 - Included in: Pump Assembly (RPI Part #MIP242)
 - Also available by the case (12 bottles) (RPI Part #RPF722)
- *Models:** Evolution 75, 105, 106, 107, 110, 111, 112, 113, 114, 115, 116, 117, 119, 305, 306, 307, 311, 317, 318 & 319

* See www.rpiparts.com for the Model/Serial # breakdown by part.



RPI Part #MIV232
OEM Part #002-0493-00/002-0038-00

ANTI-CAVITATION VALVE

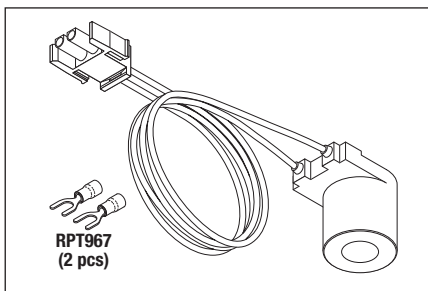
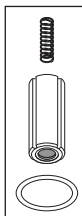
- Ports: 1/8" FPT; 2-way; N.C.
 - 120 VAC 50/60 Hz., 8W (~210 Ω); #18 AWG 18" lg. wires
 - Material: Stainless steel body, FKM seals
 - Includes all parts as shown
- Fits:** Pump Assembly
***Models:** Evolution 75, 105, 106, 107, 110, 111, 112, 113, 114, 115, 116, 117, 119, 305, 306, 307, 311, 317, 318 & 319

RPI Part #MIK233
OEM Part #

(No OEM Part # Available)

ANTI-CAVITATION VALVE REPAIR KIT

- Viton (FKM) seals
 - Includes all parts as shown
- Fits:** Anti-Cavitation Valve
***Models:** Evolution 75, 105, 106, 107, 110, 111, 112, 113, 114, 115, 116, 117, 119, 305, 306, 307, 311, 317, 318 & 319



RPI Part #MIC227
OEM Part # (No OEM Part # Available)

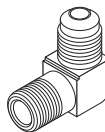
COIL (ANTI-CAVITATION VALVE)

- 120 VAC 50/60 Hz., 8W (~210 Ω); #18 AWG 18" lg. wires
 - Includes all parts as shown
- Fits:** Anti-Cavitation Valve
***Models:** Evolution 75, 105, 106, 107, 110, 111, 112, 113, 114, 115, 116, 117, 119, 305, 306, 307, 311, 317, 318 & 319

RPI Part #MIF245
OEM Part #014-0096-00

ELBOW FITTING (1/8" MPT X 1/4" SAE-45°)

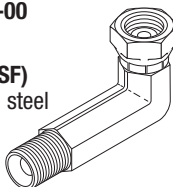
- Material: Brass
 - Included in: Anti-Cavitation Valve (RPI Part #MIV232) and Pump Assembly (RPI Part #MIP242)
- Fits:** Anti-Cavitation Valve and Shuttle Valve
***Models:** Evolution 75, 105, 106, 107, 110, 111, 112, 113, 114, 115, 116, 117, 119, 305, 306, 307, 311, 317, 318 & 319



RPI Part #MIF246
OEM Part #014-0260-00

ELBOW FITTING (1/8" MPT X 1/8" NPSF)

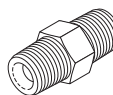
- Material: Zinc plated steel
 - Extended length elbow
 - Included in: Anti-Cavitation Valve (RPI Part #MIV232) and Pump Assembly (RPI Part #MIP242)
- Fits:** Pump Assembly
***Models:** Evolution 75, 105, 106, 107, 110, 111, 112, 113, 114, 115, 116, 117, 119, 305, 306, 307, 311, 317, 318 & 319



RPI Part #MIF247
OEM Part #014-0045-00

MALE CONNECTOR (1/8" MPT)

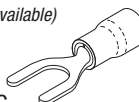
- 30° SAE internal chamfer for 1/8" NPSF swivel coupling
 - Material: Zinc plated steel
 - Included in: Anti-Cavitation Valve (RPI Part #MIV232)
- Fits:** Anti-Cavitation Valve
***Models:** Evolution 75, 105, 106, 107, 110, 111, 112, 113, 114, 115, 116, 117, 119, 305, 306, 307, 311, 317, 318 & 319



RPI Part #RPT967
OEM Part # (No OEM Part # Available)

SPADE TERMINAL (#8)

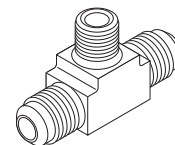
- 20 per package
 - Wire range: #22-16 AWG
 - Style: Insulated (Red)
 - Also available: Terminal Crimp Tool (RPI Part #RPT482)
- Fits:** #8 Stud/22-16 AWG Wire
***Models:** Evolution 75, 105, 106, 107, 110, 111, 112, 113, 114, 115, 116, 117, 119, 305, 306, 307, 311, 317, 318 & 319



RPI Part #MIF244
OEM Part #014-0098-00

UNION TEE FITTING (1/4" SAE-45° FLARE)

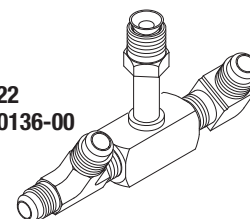
- Material: Brass
- Fits:** Pump Return Hose Line
***Models:** Evolution 75, 105, 106, 107, 110, 111, 112, 113, 114, 115, 116, 117, 119, 305, 306, 307, 311, 317, 318 & 319



RPI Part #MIM222
OEM Part #014-0136-00

MANIFOLD (TILT POWER)

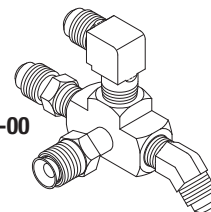
- Material: Brass
 - (2) 1/4" SAE fittings x 5/16" inverted flare swivel fitting
- Fits:** Tilt Cylinder Power Connection
***Models:** Evolution 75, 105, 106, 107, 110, 111, 112, 113, 114, 115, 116, 117, 119, 305, 306, 307, 311, 317, 318 & 319



RPI Part #MIM223
OEM Part #014-0137-00

MANIFOLD (RETURN)

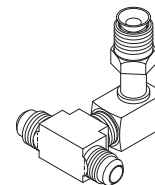
- Material: Brass
 - (3) 1/4" SAE fittings x 5/16" inverted flare swivel fitting
- Fits:** Tilt Cylinder Return Connection
***Models:** Evolution 75, 105, 106, 107, 110, 111, 112, 113, 114, 115, 116, 117, 119, 305, 306, 307, 311, 317, 318 & 319



RPI Part #MIM224
OEM Part #014-0135-00

MANIFOLD (BASE TEE)

- Material: Brass
 - (2) 1/4" SAE fittings x 5/16" inverted flare swivel fitting
- Fits:** Base Cylinder Power Connection
***Models:** Evolution 75, 105, 106, 107, 110, 111, 112, 113, 114, 115, 116, 117, 119, 305, 306, 307, 311, 317, 318 & 319



Tables & Chairs (Exam/Surgical)

Models: Evolution 75, 75L, 100, 200, 300, 400 and 600 Series (continued)

*** See www.rpiparts.com for the Model/Serial # breakdown by part.**

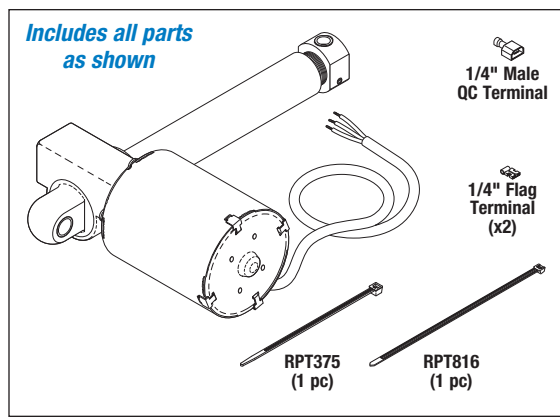
RPI Part #MIA215
OEM Part #002-0495-00

ACTUATOR (FOOT)

- 2.7A@115VAC
- Also available:
 Capacitor (25-36 µF; 330VAC) (RPI Part #MIC182), and
 Brake & Coupler Kit (RPI Part #MIK167)

Fits: Foot Section

***Models:** 75L (411), 411 (75L) & 411



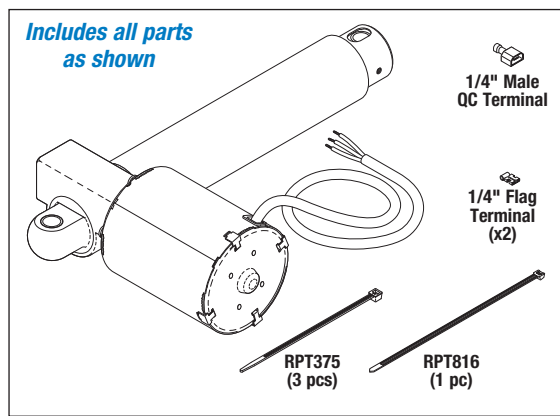
RPI Part #MIA218
OEM Part #002-0498-00 & 002-0498-02

ACTUATOR (TILT)

- 2.7A@115VAC
- Also available:
 Capacitor (36-43 µF; 330VAC) (RPI Part #MIC219), and
 Brake & Coupler Kit (RPI Part #MIK167)

Fits: Seat Section

***Models:** Evolution 75, 75L (411), 411 (75L), 411 & 419

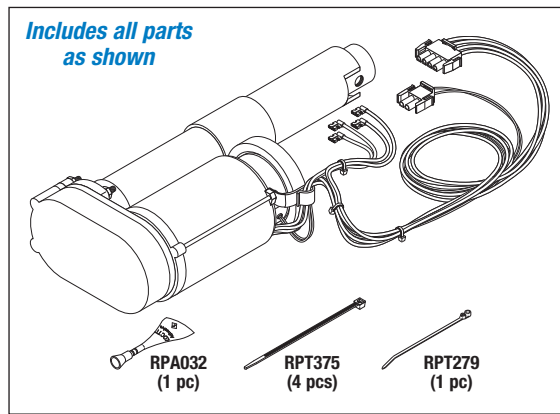


RPI Part #MIA217
OEM Part #002-0497-00

ACTUATOR (BASE)

- 2.7A@115VAC
- Also available:
 Capacitor (35 µF; 370VAC, 50/60 Hz) (RPI Part #MIC220)

***Models:** 75L (411), 411 (75L) & 411



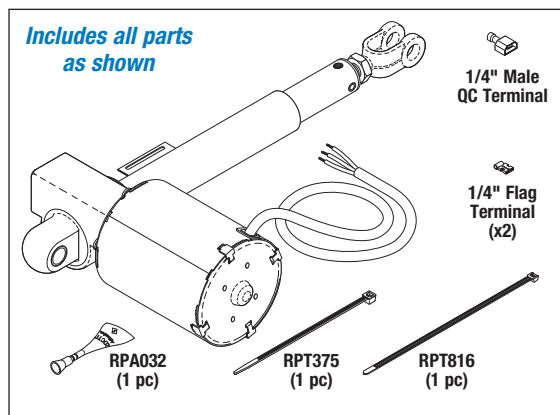
RPI Part #MIA216
OEM Part #002-0496-00 & 002-0564-06

ACTUATOR (BACK)

- 2.7A@115VAC
- Also available:
 Capacitor (41-53 µF; 330VAC) (RPI Part #MIC183),
 Brake & Coupler Kit (RPI Part #MIK167), and
 Limit Switch (RPI Part #MIS175)

Fits: Back Section

***Models:** Evolution 75, 75L (411), 411 (75L), 411 & 419



Tables & Chairs (Exam/Surgical)

Models: Evolution 75, 75L, 100, 200, 300, 400 and 600 Series (continued)

* See www.rpiparts.com for the Model/Serial # breakdown by part.

RPI Part #MIA272
OEM Part #002-0564-08



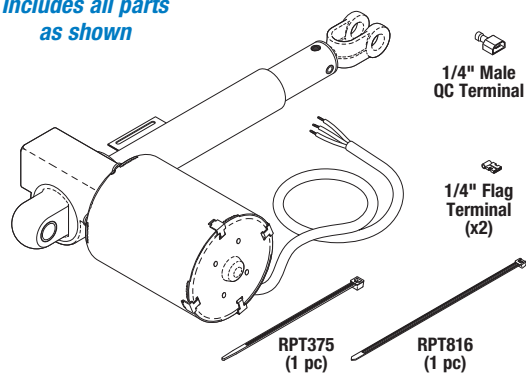
ACTUATOR (FOOT)

- 2.7A@115VAC
- Also available:
Capacitor (25-36 μ F; 330VAC) (RPI Part #MIC182),
Brake & Coupler Kit (RPI Part #MIK167), and
Limit Switch (RPI Part #MIS175)

Fits: Foot Section

*Model: 419

Includes all parts
as shown



RPI Part #MIA164
OEM Part #002-0215-00/
002-0590-00/002-0564-06

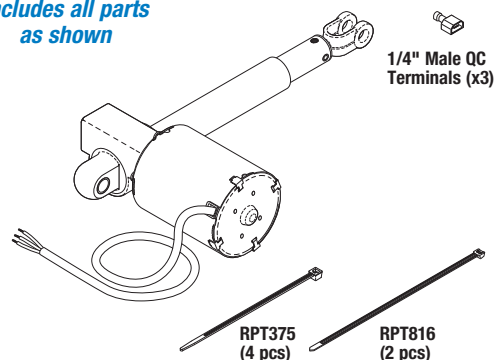
BACK & FOOT ACTUATOR

- 2.7A@115VAC
- Also available:
Capacitor (25-36 μ F; 330VAC) (RPI Part #MIC182),
Capacitor (41-53 μ F; 330VAC) (RPI Part #MIC183), and
Brake & Coupler Kit (RPI Part #MIK167)

Fits: Table Back and/or Foot Section

*Models: 411 & 419

Includes all parts
as shown



RPI Part #MIA165
OEM Part #002-0214-00/
002-0562-00

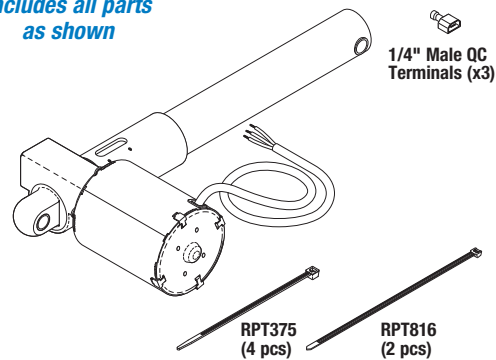
BASE & TILT ACTUATOR

- 2.7A@115VAC
- Also available:
Capacitor (54-64 μ F; 330VAC) (RPI Part #DEC610),
Capacitor (25-36 μ F; 330VAC) (RPI Part #MIC182),
Brake & Coupler Kit (RPI Part #MIK167),
Base Limit Switch (RPI Part #MIS175),
Gas Cylinder (RPI Part #MIC176),
Support Bar (RPI Part #MIT177), and
Pry Bar (RPI Part #MIT178)

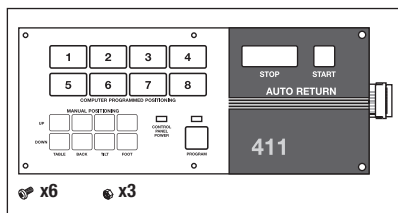
Fits: Table Base and/or Tilt Section

*Models: 411 & 419

Includes all parts
as shown



RPI Part #MIP191
OEM Part #015-0440-00



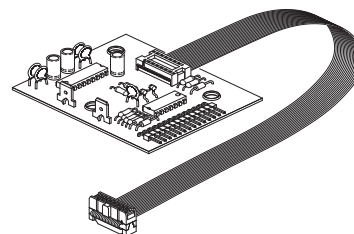
PROGRAM PANEL

- Size: 5.25" x 12.60"
- Includes: Metal mounting plate and mounting hardware
- Also available: Interface PC board (RPI Part #MIB192)

Fits: Side Console

*Model: 411

RPI Part #MIB192
OEM Part #015-0347-03



INTERFACE PC BOARD

- Also available: Program Panel (RPI Part #MIP191)

Fits: Program Panel

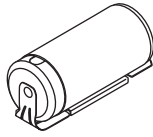
*Model: 411

Tables & Chairs (Exam/Surgical)

Models: Evolution 75, 75L, 100, 200, 300, 400 and 600 Series (continued)

* See www.rpiparts.com for the Model/Serial # breakdown by part.

RPI Part #DEC610
OEM Part #015-0437-00

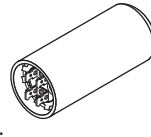


CAPACITOR
(54-64 µF; 330VAC)

- Size: 1.81" OD x 3.38" lg.
- Includes: Capacitor Mounting Bracket (RPI Part #MIB186), and Capacitor Cap (RPI Part #MIC184)

Fits: Base Motor/Base/Tilt Actuator
***Models:** Evolution 75, 411, 415 & 419

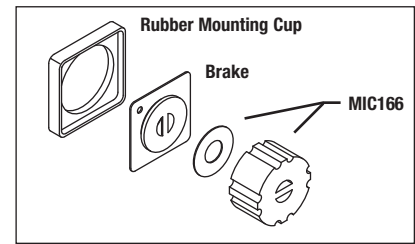
RPI Part #MIC182
OEM Part #015-0437-04



CAPACITOR
(25-36 µF; 330VAC)

- Size: 1.44" dia. x 3.38" lg.
- Dual .25" Tabs
- Also available: Capacitor Mounting Bracket (RPI Part #MIB186) and Capacitor Cap (RPI Part #MIC185)

Fits: Chassis
***Models:** 75L (411), 411 (75L), 411 & 419



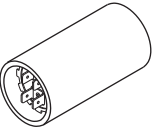
RPI Part #MIK167
OEM Part #016-0237-00 (Brake only)

BRAKE & COUPLER KIT

- This kit is for **Motion Systems** version motor only. (For **Fasco** version motor use **Motor Coupler** (RPI Part #MIC166)).
- Includes: Brake, Rubber Mounting Cup, and Motor Coupler (RPI Part #MIC166)
- Included in: Back & Foot Actuator (RPI Part #MIA164), Base & Tilt Actuator (RPI Part #MIA165), Actuator (Foot) (RPI Part #MIA215), Actuator (Back) (RPI Part #MIA216), Actuator (Tilt) (RPI Part #MIA218), and Actuator (Foot) (RPI Part #MIA272)

Fits: Only fits Back & Foot Actuator and Base & Tilt Actuator manufactured by **Motion Systems**
***Models:** Evolution 75, 75L (411), 411 (75L), 411 & 419

RPI Part #MIC019
OEM Part #002-0044-00/015-0437-07

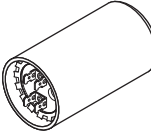


CAPACITOR
(124-149 µF; 250VAC, 60 Hz.)

- Size: 1.81" dia. x 4.38" lg.
- Dual .25" tabs

Fits: Motor and Pump Assembly
***Models:** Evolution 75, 105, 106, 107, 111, 112, 113, 114, 115, 116, 117, 119, 305, 307, 311, 317, 318 & 319

RPI Part #MIC183
OEM Part #015-0437-03

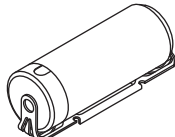


CAPACITOR
(41-53 µF; 330VAC)

- Size: 1.81" dia. x 3.38" lg.
- Dual .25" Tabs
- Also available: Capacitor Mounting Bracket (RPI Part #MIB186), and Capacitor Cap (RPI Part #MIC184)

Fits: Chassis
***Models:** Evolution 75, 75L (411), 411 (75L), 411, 413 & 419

RPI Part #MIC020
OEM Part #002-0043-00

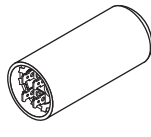


CAPACITOR KIT
(64-77µF; 330VAC)

- Size: 1.81" OD x 3.38" lg.
- Includes: Capacitor Mounting Bracket (RPI Part #MIB186), and Capacitor Cap (RPI Part #MIC184)

Fits: Motor and Pump Assembly
***Models:** Evolution 75, 106, 111, 112, 113, 114, 117, 119 & 306

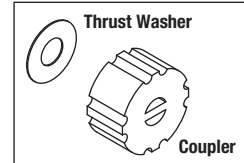
RPI Part #MIC219
OEM Part #015-0437-02



CAPACITOR
(36-43 µF; 330VAC)

- Start capacitor
- Size: 1.44" dia. x 3.38" lg.
- Dual .25" Tabs
- Also available: Capacitor Mounting Bracket (RPI Part #MIB186), and Capacitor Cap (RPI Part #MIC185)

Fits: Chassis
***Models:** Evolution 75, 75L (411), 405, 411 (75L), 411, 414, 416, 417, 418, 419 & 491



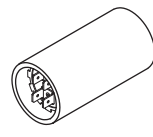
RPI Part #MIC166
OEM Part #016-0509-00

MOTOR COUPLER

- This kit is for **Fasco** version motor only. (For **Motion Systems** version motor use **Brake & Coupler Kit** (RPI Part #MIK167)).
- Size: 1.00" OD x .48" thk.
- Couples 5/16" dia. slotted shafts
- Includes: Coupler and Thrust Washer
- Also included in: Brake & Coupler Kit (RPI Part #MIK167)

Fits: Only fits Back & Foot Actuator and Base & Tilt Actuator manufactured by **Fasco**
***Models:** 75L (411), 411 (75L), 411 & 419

RPI Part #MIC126
OEM Part #002-0638-00

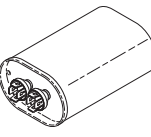


CAPACITOR
(145-174 µF, 330VAC)

- Size: 2.06" dia. x 4.38" tall
- Dual .25" tabs

Fits: Chassis
***Models:** 105, 107, 305 & 307

RPI Part #MIC220
OEM Part #015-0723-03



CAPACITOR
(35 µF; 370VAC, 50/60 Hz)

- Size: 2.79" x 1.79" (oval case) x 3.88" lg.
- Quad .25" Tabs

Fits: Chassis
***Models:** 75L (411), 411 (75L) & 411

RPI Part #MIC185
OEM Part #015-0413-00



CAPACITOR CAP

- Size: 1.44" dia.
- Fits:** Capacitor (1.44" dia.)

***Models:** 105, 107, 305, 307, 405, 411, 414, 417, 418, 419 & 491

RPI Part #MIC184
OEM Part #015-0413-01




CAPACITOR CAP

- Size: 1.81" dia.
- Fits:** Capacitor (1.81" dia.)

***Models:** Evolution 75, 105, 106, 107, 111, 112, 113, 114, 115, 116, 117, 119, 305, 306, 307, 311, 317, 318, 319, 411, 413, 415 & 419

RPI Part #MIB186
OEM Part #015-0412-00



CAPACITOR MOUNTING BRACKET

Fits: Chassis

***Models:** Evolution 75, 105, 106, 107, 111, 112, 113, 114, 115, 116, 117, 119, 305, 306, 307, 311, 317, 318, 319, 411, 413, 414, 415, 417, 418, 419 & 491

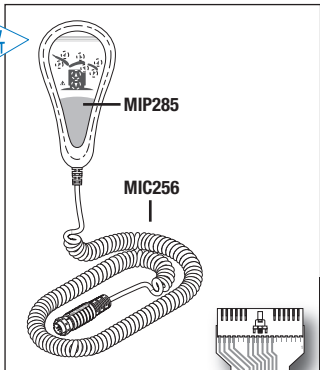
* See www.rpiparts.com for the Model/Serial # breakdown by part.

RPI Part #MIC284
OEM Part #002-0911-04



HAND CONTROL (BASIC)

- Includes all parts as shown
- Fits:** Front or Rear Connection Port
- ***Models:** Evolution 75 & 230



Just Need The Panel?

RPI Part #MIP285
OEM Part #015-1866-00



MEMBRANE PANEL

- Size: 2.47" x 5.05"; Adhesive backing



Also Available:

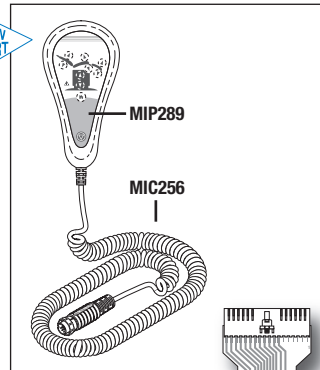
- COILED CORD (RPI Part #MIC256)
- HAND CONTROL HOLSTER KIT (RPI Part #MIK252)

RPI Part #MIC288
OEM Part #002-0911-01



HAND CONTROL (NON-PROGRAMMABLE)

- Includes all parts as shown
- Fits:** Front or Rear Connection Port
- ***Models:** Evolution 75, 630 & 641



Just Need The Panel?

RPI Part #MIP289
OEM Part #015-1677-00



MEMBRANE PANEL

- Size: 2.47" x 5.05"; Adhesive backing



Also Available:

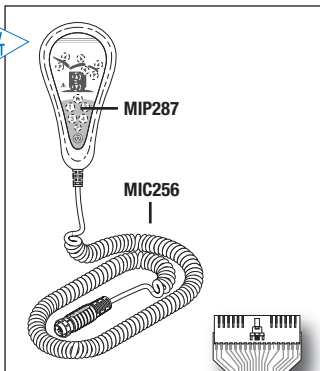
- COILED CORD (RPI Part #MIC256)
- HAND CONTROL HOLSTER KIT (RPI Part #MIK252)

RPI Part #MIC286
OEM Part #002-0911-02



HAND CONTROL (PROGRAMMABLE)

- Includes all parts as shown
- Fits:** Front or Rear Connection Port
- ***Models:** Evolution 75, 630 & 641



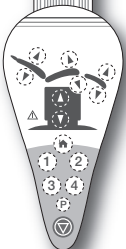
Just Need The Panel?

RPI Part #MIP287
OEM Part #015-1678-00



MEMBRANE PANEL

- Size: 2.47" x 5.05"; Adhesive backing



Also Available:

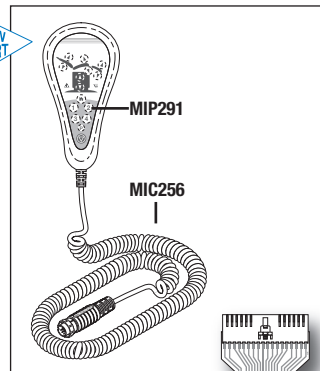
- COILED CORD (RPI Part #MIC256)
- HAND CONTROL HOLSTER KIT (RPI Part #MIK252)

RPI Part #MIC290
OEM Part #002-0911-05



HAND CONTROL (PROGRAMMABLE WITH HEATER)

- Includes all parts as shown
- Fits:** Front or Rear Connection Port
- ***Model:** 630



Just Need The Panel?

RPI Part #MIP291
OEM Part #015-1765-00



MEMBRANE PANEL

- Size: 2.47" x 5.05"; Adhesive backing



Also Available:

- COILED CORD (RPI Part #MIC256)
- HAND CONTROL HOLSTER KIT (RPI Part #MIK252)

Tables & Chairs (Exam/Surgical)

Models: Evolution 75, 75L, 100, 200, 300, 400 and 600 Series (continued)

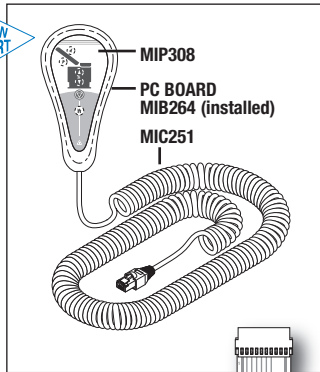
* See www.rpiparts.com for the Model/Serial # breakdown by part.

RPI Part #MIC307
OEM Part #002-0624-00



HAND CONTROL

- Includes all parts as shown
- Fits:** Front or Rear Connection Port
- *Model:** 405



Just Need The Panel?

RPI Part #MIP308
OEM Part #015-1243-00



MEMBRANE PANEL

- Size: 2.47" x 5.05"; Adhesive backing



Also Available:

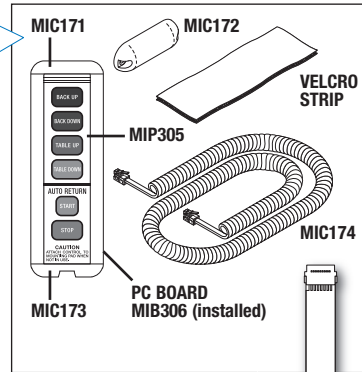
- PC BOARD (RPI Part #MIB264)
- COILED CORD (RPI Part #MIC251)
- HAND CONTROL HOLSTER KIT (RPI Part #MIK252)

RPI Part #MIC304
OEM Part #029-0681-00 (Velcro Version)/
002-0409-00 (Clip On Version)



HAND CONTROL

- Includes options for both clip on and Velcro mounting.
- Includes all parts as shown
- Fits:** Hand Control
- *Model:** 405



Just Need The Panel?

RPI Part #MIP305
OEM Part #015-0528-00



HAND CONTROL PANEL

- Size: 2.16" W x 8.28" lg.; Metal backing plate



Also Available:

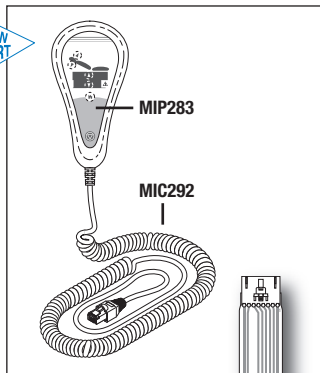
- HAND CONTROL PC BOARD (RPI Part #MIB306)
- COILED CORD (RPI Part #MIC174)
- TOP END CAP (CLIP ON) (RPI Part #MIC171)
- TOP END CAP (VELCRO) (RPI Part #MIC172)
- BOTTOM END CAP (RPI Part #MIC173)

RPI Part #MIC282
OEM Part #002-0911-00/
002-0911-06



HAND CONTROL

- Includes all parts as shown
- Fits:** Front or Rear Connection Port
- *Models:** 223 & 623



Just Need The Panel?

RPI Part #MIP283
OEM Part #015-1684-00



MEMBRANE PANEL

- Size: 2.47" x 5.05"; Adhesive backing



Also Available:

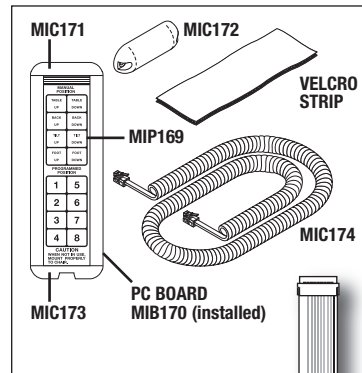
- COILED CORD (RPI Part #MIC292)
- HAND CONTROL HOLSTER KIT (RPI Part #MIK252)

RPI Part #MIC168
OEM Part #9A73001 (Velcro Version)/
053-0412-00 (Clip On Version)



HAND CONTROL

- Includes options for both clip on and Velcro mounting.
- Includes all parts as shown
- Fits:** Hand Control
- *Model:** 411



Just Need The Panel?

RPI Part #MIP169
OEM Part #015-0502-00



HAND CONTROL PANEL

- Size: 2.15" x 8.31"; Metal Backing Plate



Also Available:

- HAND CONTROL PC BOARD (RPI Part #MIB170)
- COILED CORD (RPI Part #MIC174)
- TOP END CAP (CLIP ON) (RPI Part #MIC171)
- TOP END CAP (VELCRO) (RPI Part #MIC172)
- BOTTOM END CAP (RPI Part #MIC173)

* See www.rpiparts.com for the Model/Serial # breakdown by part.

RPI Part #MIC277
OEM Part #002-0499-00

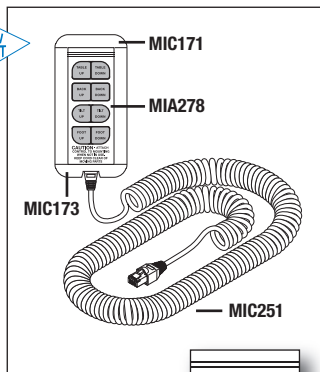


HAND CONTROL (NON-PROGRAMMABLE)

- Includes all parts as shown

Fits: Chassis Connector

***Models:** Evolution 75, 411, 411 (75L) & 75L (411)



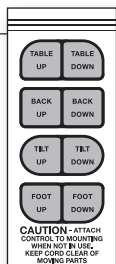
Just Need The Panel?

RPI Part #MIA278
OEM Part #015-0995-00



CONTROL PANEL ASSEMBLY

- Size: 2.12" x 5.11"



Also Available:

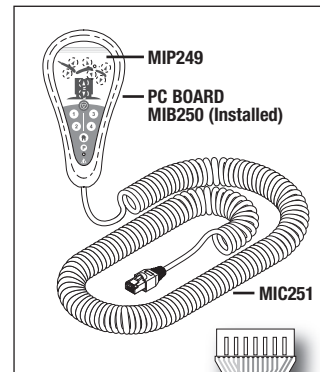
- COILED CORD (RPI Part #MIC251)
- TOP END CAP (CLIP ON) (RPI Part #MIC171)
- BOTTOM END CAP (RPI Part #MIC173)

RPI Part #MIC248
OEM Part #002-0604-00

HAND CONTROL (PROGRAMMABLE)

- Includes all parts as shown

***Models:** Evolution 75, 411 (75L) & 75L (411)



Just Need The Panel?

RPI Part #MIP249
OEM Part #015-1116-00

MEMBRANE PANEL (PROGRAMMABLE)

- Size: 2.47" x 5.05"; Adhesive backing



Also Available:

- PC BOARD (RPI Part #MIB250)
- COILED CORD (RPI Part #MIC251)
- HAND CONTROL HOLSTER KIT (RPI Part #MIK252)

RPI Part #MIC280
OEM Part #002-0578-00

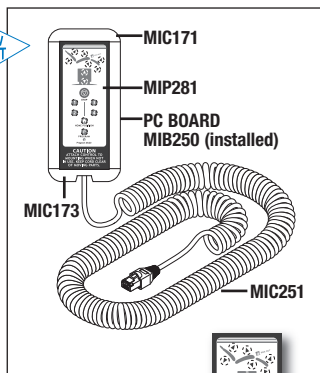


HAND CONTROL (PROGRAMMABLE)

- Includes all parts as shown

Fits: Chassis Connector

***Models:** Evolution 75, 411 (75L) & 75L (411)



Just Need The Panel?

RPI Part #MIP281
OEM Part #015-1127-00



HAND CONTROL PANEL

- Size: 2.16" x 5.56"; Metal backing plate



Also Available:

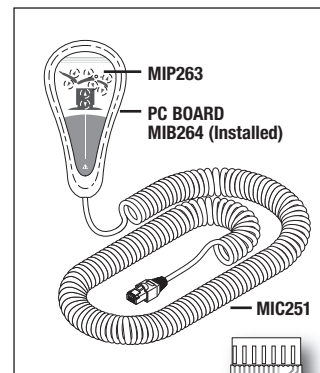
- PC BOARD (RPI Part #MIB250)
- COILED CORD (RPI Part #MIC251)
- TOP END CAP (CLIP ON) (RPI Part #MIC171)
- BOTTOM END CAP (RPI Part #MIC173)

RPI Part #MIC262
OEM Part #002-0603-00

HAND CONTROL (NON-PROGRAMMABLE)

- Includes all parts as shown

***Models:** Evolution 75, 411 (75L) & 75L (411)



Just Need The Panel?

RPI Part #MIP263
OEM Part #015-1134-00, 015-1288-00, 015-1438-00

MEMBRANE PANEL (NON-PROGRAMMABLE)

- Size: 2.47" x 5.05"; Adhesive backing



Also Available:

- PC BOARD (RPI Part #MIB264)
- COILED CORD (RPI Part #MIC251)
- HAND CONTROL HOLSTER KIT (RPI Part #MIK252)

Tables & Chairs (Exam/Surgical)

Models: Evolution 75, 75L, 100, 200, 300, 400 and 600 Series (continued)

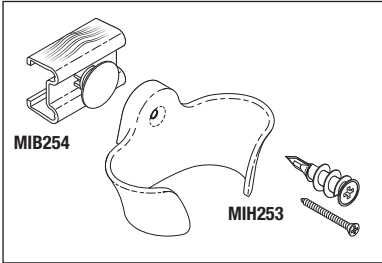
* See www.rpiparts.com for the Model/Serial # breakdown by part.

SERVICE TIP!

Allow your customer to securely store, and easily access any of the hand controls.

Simply install an RPI Hand Control Holster Kit on the side rail of the exam chair, or on a wall near the chair.

This Kit includes everything you need to quickly mount the holster and/or the side rail bracket for your customer's convenience.



RPI Part #MIK252
OEM Part #002-1474-00

HAND CONTROL HOLSTER KIT

- Upgrade kit for all tables using teardrop style hand control
- Accommodates side rail or wall mount attachment
- Includes: Hand Control Holster (RPI Part #MIH253), Side Rail Hand Control Bracket (RPI Part #MIB254), and mounting hardware

Fits: Side Rail and Wall Mount

***Models:** Evolution 75, 223, 230, 405, 411, 419, 623, 630 & 641

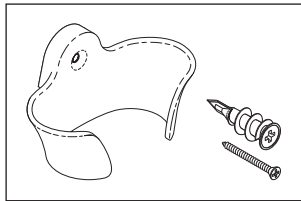
RPI Part #MIH253
OEM Part #002-1472-00

HAND CONTROL HOLSTER

- Material: Black ABS
- Includes: Mounting hardware
- Included in: Hand Control Holster Kit (RPI Part #MIK252)
- Also available: Side Rail Hand Control Bracket (RPI Part #MIB254)

Fits: Side Rail and Wall Mount

***Models:** Evolution 75, 223, 230, 405, 411, 419, 623, 630 & 641



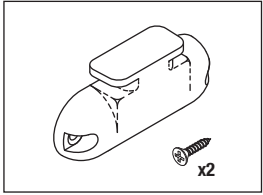
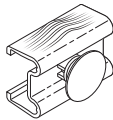
RPI Part #MIB254
OEM Part #053-1388-00 & 053-2268-00-312

SIDE RAIL HAND CONTROL BRACKET

- Material: Black ABS
- Included in: Hand Control Holster Kit (RPI Part #MIK252)
- Also available: Hand Control Holster (RPI Part #MIH253)

Fits: Side Rail

***Models:** Evolution 75, 223, 230, 405, 411, 419, 623, 630 & 641



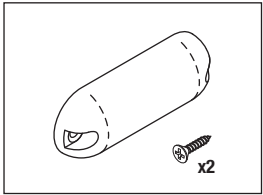
RPI Part #MIC171
OEM Part #053-0412-00

TOP END CAP (CLIP ON)

- Includes: Mounting hardware
- Included in: Hand Control (RPI Part #'s MIC168 and MIC304), Hand Control (Non-Programmable) (RPI Part #MIC277), and Hand Control (Programmable) (RPI Part #MIC280)

Fits: Hand Control

***Models:** Evolution 75, 75L (411), 405, 411 & 411 (75L)



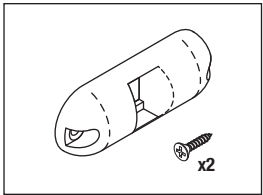
RPI Part #MIC172
OEM Part #053-0257-00

TOP END CAP (VELCRO)

- Includes: Mounting hardware
- Included in: Hand Control (RPI Part #'s MIC168 and MIC304)

Fits: Hand Control

***Models:** Evolution 75, 75L (411), 319, 405, 411, 411 (75L) & 417



RPI Part #MIC173
OEM Part #053-0256-00

BOTTOM END CAP

- Includes: Mounting hardware
- Included in: Hand Control (RPI Part #'s MIC168 and MIC304), Hand Control (Non-Programmable) (RPI Part #MIC277), and Hand Control (Programmable) (RPI Part #MIC280)

Fits: Hand Control

***Models:** Evolution 75, 75L (411), 319, 405, 411, 411 (75L) & 417

NOTES:

Tables & Chairs (Exam/Surgical)

Models: Evolution 75, 75L, 100, 200, 300, 400 and 600 Series (continued)

* See www.rpiparts.com for the Model/Serial # breakdown by part.



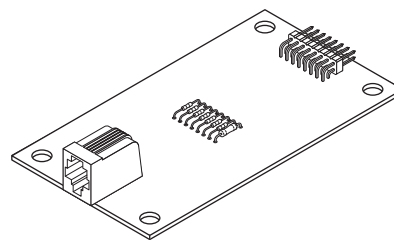
RPI Part #MIB306
OEM Part #002-0347-06

HAND CONTROL PC BOARD

- Included in: Hand Control (RPI Part #MIC304)
- Also available:
Coil Cord (RPI Part #MIC174), and Membrane Panel (RPI Part #MIP305)

Fits: Hand Control

***Model:** 405



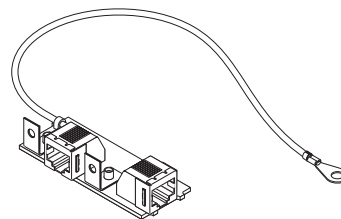
RPI Part #MIB309
OEM Part #015-1173-00

CONTROL INLET PCB

- Also available:
Coiled Cord (RPI Part #MIC251) and Coiled Cord (Foot Control) (RPI Part #MIC293)

Fits: Chassis

***Models:** Evolution 75, 75L (411), 411 & 411 (75L)



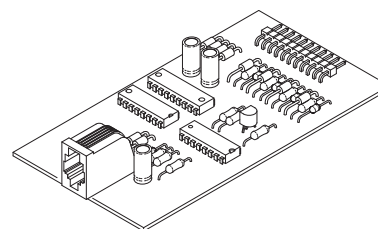
RPI Part #MIB170
OEM Part #002-0347-02

HAND CONTROL PC BOARD

- Included in:
Hand Control (RPI Part #MIC168)
- Also available: Coil Cord (RPI Part #MIC174), and Hand Control Panel (RPI Part #MIP169)

Fits: Hand Control

***Model:** 411



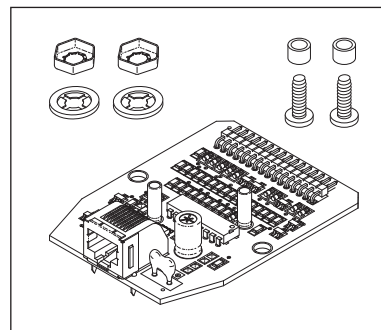
RPI Part #MIB250
OEM Part #015-1066-00

PC BOARD

- Includes: Mounting hardware
- Included in: Hand Control (Programmable) (RPI Part #'s MIC248 and MIC280)
- Also available: Membrane Panel (Programmable) (RPI Part #MIP249), and Coiled Cord (RPI Part MIC251)

Fits: Hand Control Case

***Models:** Evolution 75, 75L (411) & 411 (75L)



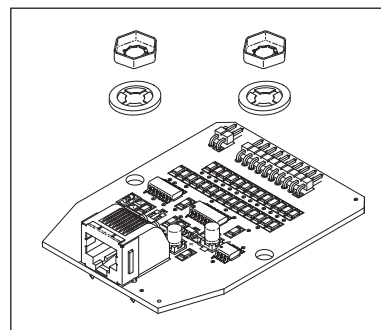
RPI Part #MIB264
OEM Part #015-1291-00

PC BOARD

- Includes: Mounting hardware
- Included in: Hand Control (Non-Programmable) (RPI Part #MIC262)
- Also available: Membrane Panel (Non-Programmable) (RPI Part #MIP263) and Coiled Cord (RPI Part #MIC251)

Fits: Hand Control Case

***Models:** Evolution 75, 405, 411, 75L (411) & 411 (75L)

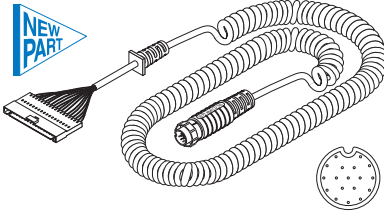


Tables & Chairs (Exam/Surgical)

Models: Evolution 75, 75L, 100, 200, 300, 400 and 600 Series (continued)

* See www.rpiparts.com for the Model/Serial # breakdown by part.

RPI Part #MIC256
OEM Part #015-1675-00



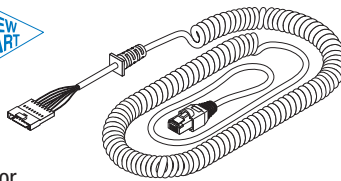
COILED CORD

- Material: 18 conductor cable; black jacket; 18 pin connectors; over-molded strain relief
- Length: ~14 ft. extended
- Included in: Hand Control (Basic) (RPI Part #MIC284), Hand Control (Programmable) (RPI Part #MIC286), Hand Control (Non-Programmable) (RPI Part #MIC288), and Hand Control (Programmable With Heater) (RPI Part #MIC290)
- Also available: Connection Port Harness (Short) (RPI Part #MIH257) and Connection Port Harness (Long) (RPI Part #MIH258)

Fits: Hand Control and Foot Control

***Models:** Evolution 75, 230, 630, 641, 646 & 647

RPI Part #MIC292
OEM Part #015-1675-04



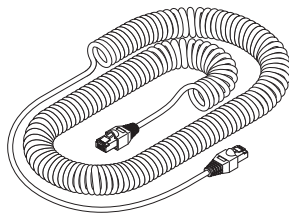
COILED CORD

- Material: 8 conductor cable, black jacket, RJ45 connector with protective boot and 8 pin Molex connector
- Length: ~25 ft. extended
- Included in: Hand Control (RPI Part #MIC282)

Fits: Hand Control and Foot Control

***Models:** 223 & 623

RPI Part #MIC293
OEM Part #015-1785-00



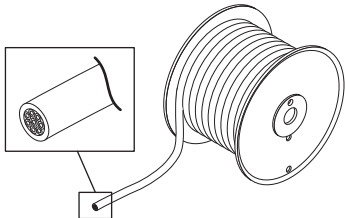
COILED CORD (FOOT CONTROL)

- Material: 8 conductor cable, black jacket, RJ45 connector with protective boots
- Length: ~25 ft. extended
- One end of coiled cord is 12" long to easily fit through the foot switch case

Fits: Foot Control

***Models:** 223 & 623

RPI Part #MIC273
OEM Part #002-0048-00



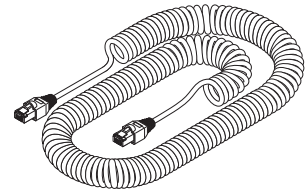
FOOT CONTROL CORD

- Sold by the foot (reel not included)
- 8 conductor #18 AWG 19/30 strands
- Colors: Black, Red, Orange, Green, Blue, White, White/Black and Red/Black
- Grey TPR jacket, UL 20234, 176°F (80°C), 600V; .54" OD cord

Fits: Foot Control and Base Assembly

***Models:** Evolution 75, 105, 106, 107, 111, 112, 113, 114, 116, 117, 119, 305, 306, 307, 311, 317, 318 & 319

RPI Part #MIC251
OEM Part #015-0839-00



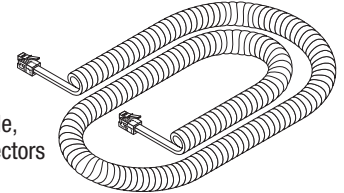
COILED CORD

- Material: 8 conductor cable, black jacket, RJ45 connectors with protective boots
- Length: ~25 ft. extended
- Included in: Hand Control (Programmable) (RPI Part #'s MIC248 and MIC280), Hand Control (Non-Programmable) (RPI Part #'s MIC262 and MIC277), and Hand Control (RPI Part #MIC307)

Fits: Hand Control and Foot Control

***Models:** Evolution 75, 75L (411), 319, 405, 411, 411 (75L) & 419

RPI Part #MIC174
OEM Part #015-0505-03



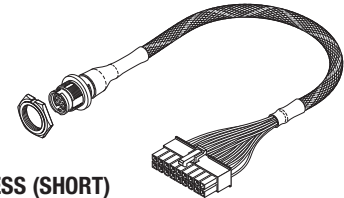
COILED CORD

- Material: 4 conductor cable, black jacket, RJ-22 connectors
- Length: ~12 ft. extended
- Included in: Hand Control (RPI Part #'s MIC168 and MIC304)

Fits: Hand Control

***Models:** 405, 411 & 417

RPI Part #MIH257
OEM Part #002-1110-00



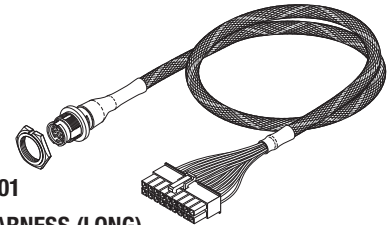
CONNECTION PORT HARNESS (SHORT)

- Material: 18 conductor cable; black braided sleeve; (2) 18 Pin connectors
- Length: 13"
- Also available: Connection Port Harness (Long) (RPI Part #MIH258), and Coiled Cord (RPI Part #MIC256)

Fits: Hand Control and Foot Control

***Models:** Evolution 75, 230, 630 & 641

RPI Part #MIH258
OEM Part #002-1110-01



CONNECTION PORT HARNESS (LONG)

- Material: 18 conductor cable; black braided sleeve; (2) 18 Pin connectors
- Length: 26"
- Also available: Connection Port Harness (Short) (RPI Part #MIH257), and Coiled Cord (RPI Part #MIC256)

Fits: Hand Control and Foot Control

***Models:** Evolution 75, 230, 630 & 641

Tables & Chairs (Exam/Surgical)

Models: Evolution 75, 75L, 100, 200, 300, 400 and 600 Series (continued)

* See www.rpiparts.com for the Model/Serial # breakdown by part.

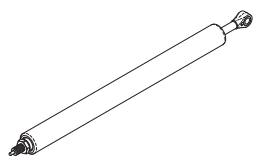
RPI Part #MIC088
OEM Part #016-0240-00

LOCKING GAS CYLINDER

- Extension Force = 400 N (90 LBF)
- Also available: Actuator Cap Kit (RPI Part #MIK189) and Plunger (RPI Part #MIP188)

Fits: Back Assembly

***Models:** 222, 404 & 622



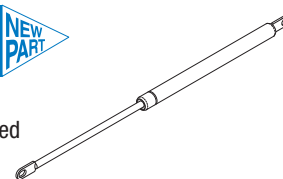
RPI Part #MIC298
OEM Part #016-0356-00

GAS CYLINDER

- Extension Force = 1058 N (238 LBF)
- See **Model** below for quantities required for each model serial number

Fits: Power Base Assembly

Model: 414-001: All Serial #'s, Serial #BM1000 to BM1050 requires (1) Cylinder, Serial #BM1051 to present requires (2) Cylinders



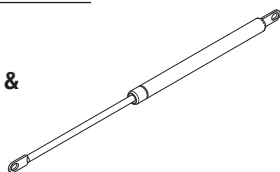
RPI Part #MIC176
OEM Part #002-0213-00, 016-0236-00 & 016-0236-01 ("Double Gas Cylinder" design)

GAS CYLINDER

- Extension Force = 1058 N (238 LBF)
- **Caution** - Use the Support Bar (RPI Part #MIT177) to support the Table Top and the Pry Bar (RPI Part #MIT178) to safely compress the Gas Cylinder during the removal and installation process.
- This Gas Cylinder replaces the "Double Gas Cylinder" design used in older versions of these tables

Fits: Middle Member and Chassis Assembly

***Models:** 411, 413 & 419



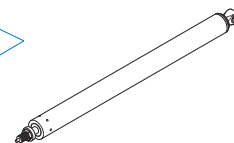
RPI Part #MIC299
OEM Part #016-1625-00

LOCKING GAS CYLINDER

- Extension Force = 475 N (107 LBF)

Fits: Back Assembly

***Models:** 222 & 622



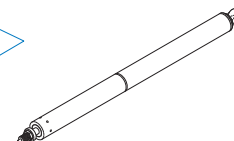
RPI Part #MIC300
OEM Part #016-1017-00

LOCKING GAS CYLINDER

- Extension Force = 400 N (90 LBF)

Fits: Back Assembly

***Models:** 204 & 604



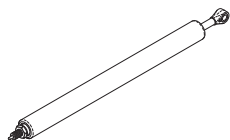
RPI Part #MIC187
OEM Part #016-1024-00

LOCKING GAS CYLINDER

- Extension Force = 475 N (107 LBF)
- Also available: Actuator Cap Kit (RPI Part #MIK189) & Plunger (RPI Part #MIP188)

Fits: Back Assembly

***Models:** 222 & 622



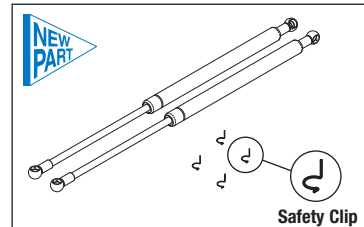
RPI Part #MIC310
OEM Part #002-1065-00

GAS CYLINDER SET

- Extension Force = 100 N (225 LBF) each cylinder
- Includes: (2) Gas Cylinders and (4) Safety Clips

Fits: Scissor Assembly

***Models:** Evolution 75, 230, 630, 641 & 647

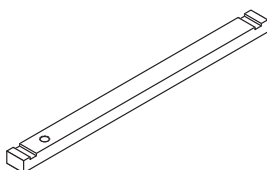


RPI Part #MIT177
OEM Part #051-0412-00

SUPPORT BAR

- Size: 1" x 14-1/2" x 5/8" thk.
- Material: Nickel plated steel
- Use to support the weight of the table top when replacing the base actuator and the Gas Cylinder.

***Models:** 411 & 419



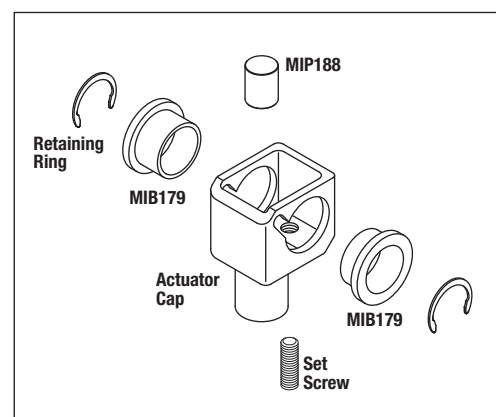
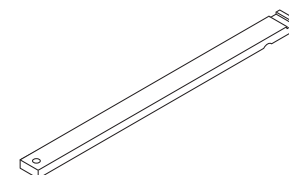
RPI Part #MIT178
OEM Part #051-0413-00

PRY BAR

- Size: 1-1/4" x 18" x 1/2" thk.
- Material: Nickel plated steel
- Use to compress the gas cylinder during removal and replacement.

Fits: Middle Member Assembly

***Models:** 411 & 419



RPI Part #MIK189
OEM Part #020-0052-00, 020-0052-03 (Actuator Cap only), 040-0250-26 (Set Screw only) & 042-0066-00 (Retaining Ring only)

ACTUATOR CAP KIT

- Includes: Plunger (RPI Part #MIP188), Set Screw, (2) Pivot Bushing (RPI Part #MIB179) and (2) 3/4" Crescent Retaining Rings
- Also available: Locking Gas Cylinder (RPI Part #'s MIC088 & MIC187)

Fits: Back Assembly

***Models:** 222, 404 & 622

RPI Part #MIP188
OEM Part #053-0247-00

PLUNGER

- Solid plastic construction for added durability.

Fits: Actuator Cap

***Models:** 222, 404 & 622



RPI Part #MIB179
OEM Part #053-0246-00

PIVOT BUSHING

- 2 per package

Fits: Actuator Cap

***Models:** 222, 404 & 622



Call Us Toll-Free Monday–Friday, 8:00 AM–4:30 PM (Pacific Time), (800) 221-9723

Tables & Chairs (Exam/Surgical)

Models: Evolution 75, 75L, 100, 200, 300, 400 and 600 Series (continued)

*** See www.rpiparts.com for the Model/Serial # breakdown by part.**

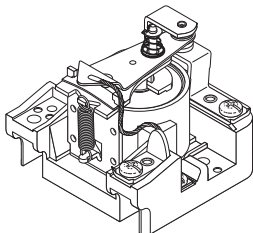
RPI Part #MIR125
OEM Part #015-0023-00

RELAY

- Contact Rating: 25A@120VAC, 50/60 HZ; SPDT
- Coil: 120VAC; 290Ω
- Screw Terminals

Fits: Motor/Pump Base

***Models:** 106 & 111



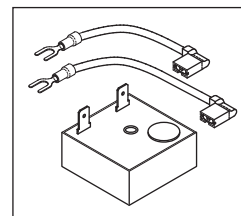
RPI Part #MIR017
OEM Part #002-0041-00 / 015-0061-00

TIME DELAY RELAY KIT

- 1A@120VAC/DC
- Preset: .20 sec. delay
- 1/4" Tabs
- Includes wire assemblies

Fits: Cylinder Solenoids

***Models:** Evolution 75, 106, 111, 112, 113, 114, 116, 117, 119, 306, 311, 317, 318 & 319



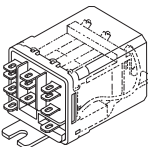
RPI Part #MIR018
OEM Part #015-0374-00

AUTO RETURN & INTERLOCK RELAY

- Contact Rating: 13A@120VAC; 10A@28VDC
- Coil: 120VAC

Fits: Control Box

***Models:** 111, 112, 113, 114, 117 & 317



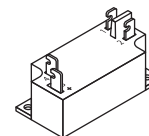
RPI Part #MIR024
OEM Part #002-0171-00

CONTROL PANEL RELAY

- 8A@120V
- 3/16" Tabs

Fits: Control Box

***Model:** 115



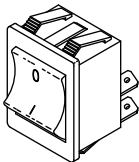
RPI Part #TUS009
OEM Part #015-0650-03

POWER SWITCH

- Rocker switch (On-Off), Legend: I/O; Green lens
- 16A@125/250VAC; DPST
- Panel Cutout: 1.185" x .874"; 1/4" Tabs

Fits: Main Housing

***Models:** 222, 223, 622 & 623



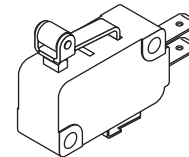
RPI Part #MIS175
OEM Part #015-0476-00 & 015-0430-00

LIMIT SWITCH

- 0.1 A@125VAC
- 3/16" Tabs

Fits: Column Assembly and Base Actuator

***Models:** Evolution 75, 75L (411), 411, 411 (75L), 413, 415 & 419



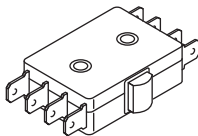
RPI Part #MIS009
OEM Part #015-0381-00

RETURN LIMIT SWITCH

- 10A@125/250VAC
- 1/4" Tabs

Fits: Base/Tilt Actuator

***Models:** 111, 112, 113, 114 & 117



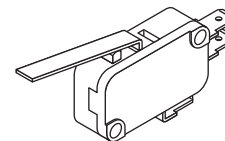
RPI Part #MIS127
OEM Part #015-0425-00

LIMIT SWITCH

- 15A@125/250VAC; SPDT
- 3/16" Tabs

Fits: Chassis

***Models:** Evolution 75, 111, 119, 311, 319, 411, 414 & 419



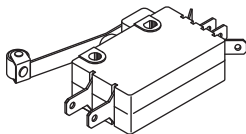
RPI Part #MIS016
OEM Part #015-0421-00 / 015-0381-00

RETURN LIMIT SWITCH

- 20A@125/250VAC; DPDT
- 1/4" Tabs

Fits: Column Assembly and Base Actuator

***Models:** 111, 112, 113, 114, 117 & 317

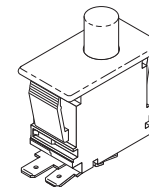


RPI Part #MIS255
OEM Part #015-1055-00 / 62977400

LIMIT SWITCH

- Momentary (on - off)
- 0.1A@125VAC, SPDT
- 3/16" Tabs
- Panel cutout: 1.125" x .550"

***Models:** Evolution 75, 75L (411), 222, 223, 230, 411, 411 (75L), 622, 623, 630, 641, 646 & 647



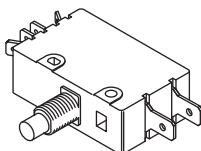
RPI Part #MIS026
OEM Part #015-0422-00

RETURN LIMIT SWITCH

- 15A@125-250VAC
- 3/16" Tabs

Fits: Tilt Actuator

***Models:** 117, 317 & 405



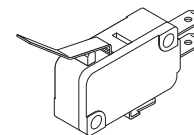
RPI Part #MIS259
OEM Part #015-1024-00

LIMIT SWITCH

- 15A@277 VAC; SPDT; 3/16" Tabs

Fits: Pan Switch Bracket

***Models:** Evolution 75, 75L (411) & 411 (75L)



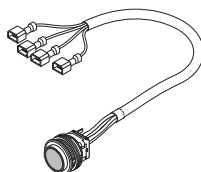
* See www.rpiparts.com for the Model Serial # breakdown by part.

RPI Part #MIA302
OEM Part #015-1758-00



SWITCH ASSEMBLY (UPHOLSTERY HEATER)

- Momentary 3A@125/250VAC; SPDT with 9" lg. cable and (4) 1/4" male fully insulated QC terminals
- Illuminated green lens; 12 VDC lamp
- Panel cut-out: 7/8" dia.
- Includes: Mounting hardware



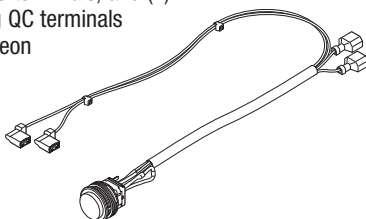
Fits: Chassis
***Models:** 604, 622 & 623

RPI Part #MIA303
OEM Part #015-1759-00



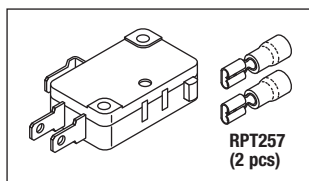
SWITCH ASSEMBLY (DRAWER HEATER)

- 3A@125/250 VAC; DPST with 20-1/2" lg. cable with (2) 1/4" male fully insulated QC terminals, and (2) 1/4" female fully insulated flag QC terminals
- Illuminated white lens; 110V Neon
- Panel cut-out: 7/8" dia.
- Includes: Mounting hardware



Fits: Chassis
***Models:** 204, 222, 223, 604, 622 & 623

RPI Part #MIS015
OEM Part #002-0101-00 / 015-0072-00



MICROSWITCH

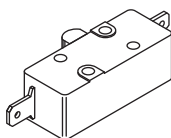
- 15A@125/250VAC; 1/2A@125 VDC; 1/4A@250 VDC
- Includes: Switch and (2 pcs) 3/16" QD terminal (RPI Part #RPT257)
- 3/16" Tabs

Fits: Foot Control and Front Panel
***Models:** 105, 106, 107, 117, 222, 305, 306, 307, 405, 413, 415 & 622

RPI Part #MIS023
OEM Part #002-0087-00

FOOT CONTROL SWITCH

- 10A@125/250VAC; N.O.; 1/4" Tabs
- Fits: Foot Switch



RPI Part #MIS011
OEM Part #015-0424-00

AUTO RETURN SWITCH (GREEN)

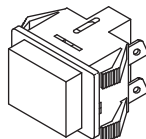
- Momentary push button switch; N.O.
- Non-lighted green pushbutton
- 10A@125/250VAC; SPST; 1/4" Tabs
- Fits: Control Box



RPI Part #MIS012
OEM Part #015-0376-00

STOP SWITCH (RED)

- Momentary push button switch; N.C.
- Non-lighted red lens
- 10A@125/250 VAC; SPST; 1/4" Tabs
- Fits: Control Box

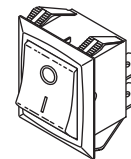


***Models:** 111, 112, 113, 114, 117 & 317

RPI Part #MIS128
OEM Part #015-0650-00

HEATER SWITCH

- Rocker switch (On-Off), Legend: I/O
- 20A@125/250VAC; DPST
- Illuminated red lens
- Panel cut-out: 1.118" x .906"
- 1/4" Tabs

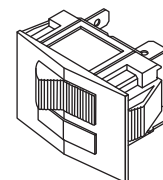


Fits: Chassis
***Models:** 100, 104, 105, 305, 307, 404 & 405

RPI Part #MIS013
OEM Part #002-0113-00

HEATER SWITCH (RED)

- Rocker switch (On-Off); SPST
- Illuminated red light panel
- 12A@125VAC; 6A@250VAC
- 1/4" tabs

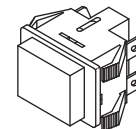


Fits: Control Box
***Model:** 105

RPI Part #MIS014
OEM Part #002-0114-00

HEATER SWITCH (RED)

- Momentary push button switch; N.O.
- Illuminated red lens
- 10A@125/250VAC; DPST
- 1/4" Tabs

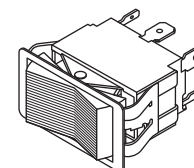


Fits: Control Box
***Models:** 100, 104, 105 & 107

RPI Part #MIS025
OEM Part #015-0408-00

ROCKER SWITCH

- ON/OFF/MOM. ON; DPDT
- 15A@125VAC; 10A@250VAC
- 1/4" Tabs

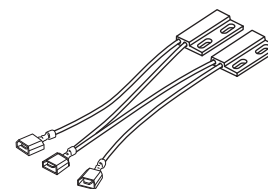


Fits: Control Box
***Models:** 117 & 317

RPI Part #MIS021
OEM Part #002-0085-00

REED SWITCH ASSEMBLY

- SPST; N.O.
- 10W Max., .5A@250VAC
- 1/4" Tabs

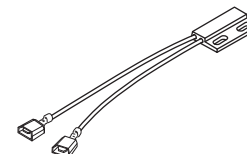


Fits: Cylinder
***Model:** 115

RPI Part #MIS022
OEM Part #002-0086-00

REED SWITCH ASSEMBLY

- SPST; N.O.
- 10W Max., .5A@240VAC
- 1/4" Tabs

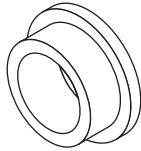


Fits: Cylinders
***Model:** 115

Tables & Chairs (Exam/Surgical)

Models: Evolution 75, 75L, 100, 200, 300, 400 and 600 Series (continued)

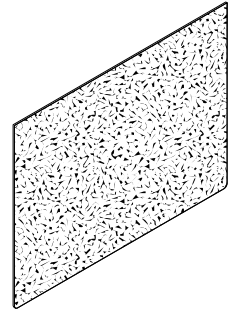
*** See www.rpiparts.com for the Model Serial # breakdown by part.**



RPI Part #RXB035
OEM Part #016-0131-21

FLANGE BEARING

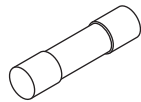
- 12 per package
 - .375" ID x .501" OD x .69" dia. x .062" Flange
 - Material: Oil embedded bronze
- Fits:** Foot, Seat, Back and Column Assemblies
***Models:** Evolution 75, 230 & 630



RPI Part #MIC296
OEM Part #053-0048-00

STEP COVER (BLACK)

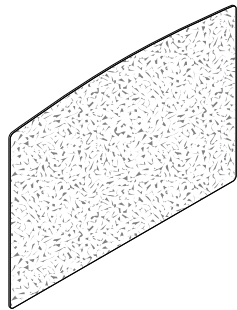
- Material: Black slip-resistant tread with PSA backing
 - Size: 12" x 16"
- Fits:** Step Assembly
***Model:** 100



RPI Part #RXF036
OEM Part #015-0346-40

FUSE (6.3A, 250V)
5mm x 20mm TIME DELAY

- 5 per package
 - Type: Ceramic
- Fits:** Power Inlet Module
***Models:** Evolution 75, 230, 630, 641 & 647



RPI Part #MIC295
OEM Part #053-0848-00

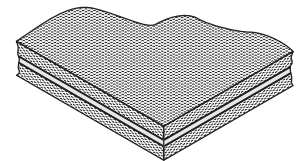
STEP COVER (GREY)

- Material: Grey slip-resistant tread with PSA backing
 - Size: 12" x 17"
- Fits:** Step Assembly
***Models:** 100, 104 & 304

RPI Part #RPC822
OEM Part #054-0085-04, 054-0085-05, 054-0067-00, 054-0074-00 & 054-0145-00

SOUND DAMPING COMPOSITE

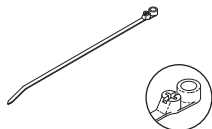
- Size: 12" x 12" x 1/2" thk.
 - Acoustic foam with vinyl barrier core and adhesive backing
 - Cut to size
- Fits:** Back, Foot and Base Chassis Assemblies
***Models:** 411 & 419



RPI Part #RPT279
OEM Part # (No OEM Part # Available)

CABLE TIE (8" BLACK)

- 25 per package
 - 3/16" x 8" lg.
- Fits:** Actuator



With Mounting Hole

RPI Part #RPT375
OEM Part # (No OEM Part # Available)

CABLE TIE (12" BLACK)

- 25 per package
 - Size: 3/16" w x 12" lg.
- Fits:** Actuator



RPI Part #RPT816
OEM Part #015-0472-00

CABLE TIE (14" BLACK)

- 10 per package
 - Size: 5/16" w x 14" lg.
- Fits:** Actuator



**New
Parts
to fit**

Midmark® • Ritter® Exam Tables and Chairs!



RPI Part #MIA315
OEM Part #016-0358-00/
002-0391-00/002-0564-10



ACTUATOR (BACK & TILT)

- 2.2A @ 115VAC
- Includes: (2 pcs) Cable Tie (12" Black) (RPI Part #RPT375), (2 pcs) Cable Tie (14" Black) (RPI Part #RPT816), and (3) QC terminal (1/4" male, fully insulated)
- Also available: Capacitor (36-43µf; 330VAC) (RPI Part #MIC219) and Brake & Coupler Kit (RPI Part #MIK167)

Fits: Seat Section

Models: 414, 416 & 417 (see Note below)



RPI Part #MIA316
OEM Part #016-0338-00/
002-0296-00/002-0565-10



ACTUATOR (BASE)

- 3.2A @ 115VAC
- Includes: (4 pcs) Cable Tie (12" Black) (RPI Part #RPT375), (1 pc) Threadlocker 262 (RPI Part #RXA007), and (3) QC terminal (1/4" male, fully insulated)
- Also available: Capacitor (50µf, 370VAC) (RPI Part #MIC321) and Brake & Coupler Kit (RPI Part #MIK167)

Fits: Base Section

Models: 414 & 417 (see Note below)



RPI Part #MIC321
OEM Part #015-0438-06/
002-1058-00




CAPACITOR (50µf, 370 VAC, 50/60 Hz)

- Run capacitor
- Size: 2.00" dia. x 3.75" lg.
- Quad 1/4" Tabs
- Includes mounting bracket

Fits: Back Section

Models: 414 & 417 (see Note below)



RPI Part #MIA317
OEM Part #002-0727-00



ACTUATOR (BACK & TILT)

- 2.2A @ 115VAC
- Includes: (2) Limit Switch (RPI Part #MIS175), (2 pcs) Cable Tie (8" Grey) (RPI Part #RPT397), (4 pcs) Cable Tie (12" Black) (RPI Part #RPT375), (2 pcs) Wire Nut (RPI Part #RPT017), (3 pcs) QC Terminal (1/4" Female) (RPI Part #RPT472), and pre-installed modified wire harness
- Also available: Capacitor (36-43 µf; 330VAC) (RPI Part #MIC219) and Brake & Coupler Kit (RPI Part #MIK167)

Fits: Seat Section

Models: 416 & 417 (see Note below)



RPI Part #MIA313
OEM Part #016-0214-00/
002-0596-02/002-0437-00



ACTUATOR (BASE)

- 2.2A @ 115VAC
- Includes: (2 pcs) Cable Tie (12" Black) (RPI Part #RPT375), (2 pcs) Cable Tie (14" Black) (RPI Part #RPT816), (3) #6 spade terminal, and (1 pc) Threadlocker 262 (RPI Part #RXA007)
- Also available: Capacitor (41-53µf; 330VAC) (RPI Part #MIC183) and Brake & Coupler Kit (RPI Part #MIK167)

Fits: Base Section

Model: 413 & 415 (see Note below)



RPI Part #MIA314
OEM Part #002-0596-02/
016-0213-00/002-0435-00



ACTUATOR (SEAT)

- 2.2A @ 115VAC
- Includes: (2 pcs) Cable Tie (14" Black) (RPI Part #RPT816), (2 pcs) Cable Tie (12" Black) (RPI Part #RPT375), (3) QC terminal (1/4" male, fully insulated), (3) QC terminal (1/4" female, fully insulated), and (1 pc) Threadlocker 262 (RPI Part #RXA007)
- Also available: Capacitor (41-53µf; 330VAC) (RPI Part #MIC183), Limit Switch (RPI Part #MIS175) and Brake & Coupler Kit (RPI Part #MIK167)

Fits: Seat Section

Models: 413 & 415 (see Note below)

Note: Not all parts fit all Serial #'s for the models stated. Please see www.rpiparts.com for Serial # breakdown of the models these parts fit.



RPI Part #MIA311
**OEM Part #016-0230-00/
002-0344-00/029-0682-00**



ACTUATOR (BASE)

- 2.2A @ 115VAC
- Includes: (2 pcs) Cable Tie (12" Black) (RPI Part #RPT375), (2 pcs) Cable Tie (14" Black) (RPI Part #RPT816), and (3) QC terminal (1/4" male, fully insulated)
- Also available: Capacitor (36-43µf; 330VAC) (RPI Part #MIC219) and Brake & Coupler Kit (RPI Part #MIK167)

Fits: Base Section
Model: 405 (see Note below)




RPI Part #MIA312
**OEM Part #016-0331-00/
002-0345-00/029-0683-00**



ACTUATOR (BACK)

- 1.5A @ 115VAC
- Includes: (2 pcs) Cable Tie (12" Black) (RPI Part #RPT375), (2 pcs) Cable Tie (14" Black) (RPI Part #RPT816), and (3) QC terminal (1/4" male, fully insulated)
- Also available: Capacitor (36-43µf; 330VAC) (RPI Part #MIC219) and Brake & Coupler Kit (RPI Part #MIK167)

Fits: Back Section
Model: 405 (see Note below)



RPI Part #MIA274
OEM Part #002-0627-00



ACTUATOR (BASE)

- 3.2A @ 115VAC
- Includes: Limit Switch (RPI Part #MIS175), (4 pcs) Cable Tie (12" Black) (RPI Part #RPT375), (1 pc) Cable Tie (8" Black) (RPI Part #RPT279), and (1 pc) Threadlocker 242 (RPI Part #RPA032)
- Also available: Capacitor (35µf; 370VAC, 50/60 Hz) (RPI Part #MIC220)

Fits: Base Section
Model: 419 (see Note below)




RPI Part #MIC318
OEM Part #9A93001



HAND CONTROL

- Includes: Hand Control Panel (RPI Part #MIP319), Hand Control PC Board (RPI Part #MIB320), Coiled Cord (RPI Part #MIC174), Top End Cap (RPI Part #MIC172), Bottom End Cap (RPI Part #MIC173), and pressure sensitive adhesive velcro strip

Fits: Chassis Connector
Models: 414, 416 & 417 (see Note below)



RPI Part #MIB320
OEM Part #015-0568-00



HAND CONTROL PC BOARD

- Included in: Hand Control (RPI Part #MIC318)
- Also available: Hand Control Panel (RPI Part #MIP319) and Coiled Cord (RPI Part #MIC174)

Fits: Hand Control
Models: 414, 416 & 417 (see Note below)



RPI Part #MIP319
OEM Part #015-0546-00

HAND CONTROL PANEL

- Size: 2.16" x 6.61"; Metal backing plate
- Included in: Hand Control (RPI Part #MIC318)
- Also available: Hand Control PC Board (RPI Part #MIB320), Coiled Cord (RPI Part #MIC174), Top End Cap (RPI Part #MIC172), and Bottom End Cap (RPI Part #MIC173)

Fits: Hand Control
Models: 414, 416 & 417 (see Note below)



RPI Part #MIS325
OEM Part #015-0543-00/015-1587-00



SWITCH

- Rocker switch (On-Off), Legend: I/O
- 16A @ 125VAC; 10A @ 250VAC; SPST
- 1/4" Tabs
- Panel cutout: 1.125" x .550", .025" - .187" Thk panel

Fits: Seat Section
Model: 414, 416 & 417



RPI Part #MIS326
OEM Part #015-0635-00



LIMIT SWITCH

- 11A @ 125/250 VAC; SPDT
- 3/16" Tabs

Fits: Base Section
Models: 414 & 417 (see Note below)



RPI Part #MIC294
OEM Part #015-1000-00/
015-1293-00/015-1396-00/
015-1342-00



MAIN COILED HARNESS

- Connects main PC board to back and tilt actuators.
- Material: 13 conductor cable; black jacket; all connectors and terminals pre-installed
- Includes: (4 pcs) loop clamps
- Depending on the model, not all connectors will be used
- Also available: Sensor Coiled Harness (RPI Part #MIC297)

Fits: Base Section

Models: 411, 419 & Evolution 75 (see Note below)

RPI Part #RXM085
OEM Part #015-1653-00/
002-10454-00



POWER ENTRY MODULE

- 10A @ Selectable 115 VAC/230 VAC, 3/16" tabs
- For use with C13 power cords
- Fuses not included, accepts up to 2 ea 1/4" dia. x 1-1/4" lg. or 5mm x 20mm fuses
- Panel cutout: 1.06" x 2.20", .031" - .079" panel Thk

Fits: Chassis

Models: 230, 630, 641, 647 & Evolution 75 (see Note below)

RPI Part #MIC297
OEM Part #015-1118-00



SENSOR COILED HARNESS

- Connects main PC board to back and tilt position sensors.
- Material: 7 conductor cable; black jacket; all connectors pre-installed
- Includes: (2 pcs) loop clamps
- Also available: Main Coiled Harness (RPI Part #MIC294)

Fits: Base Section

Models: 411, 419 & Evolution 75 (see Note below)

RPI Part #RXS113
OEM Part #015-0007-04



HARNESS STRAP

- 6 per package
- Size: 2-3/4" long, black nylon
- Mounts in a 1/4" dia. hole x 3/32" Thk max panel
- Use to strap cables, wires, and water and air supply lines

Fits: Chassis

Models: 222, 223, 622 & 623 (see Note below)

RPI Part #MIC339
OEM Part #015-0066-11/
015-0066-04



HOSPITAL GRADE POWER CORD (15A @ 125VAC, 10 ft.)

- 10 ft. lg. with jacket stripped 8"; Gray
- 12/3 SJT, 105° C; 15A @ 125 VAC
- Plug Type: NEMA 5-15 hospital grade
- Includes: (1 pc) Strain Relief Bushing (RPI Part #RXB112), (4 pcs) Cable Tie (8" Black) (RPI Part #RPT279), (6 pcs) Cable Tie (8" Black) (RPI Part #RPT085), connector housing with (3) crimp terminal, (1) #10 ring terminal, and (2) #6 spade terminal

Fits: Chassis

Models: 411, 414, 416 & 417

RPI Part #RXB112
OEM Part #015-0002-05
Industry Part #SR 31-2



STRAIN RELIEF BUSHING

- 3 per package
- Accommodates .425" - .475" dia. round cord
- Mounting hole: 7/8" dia.
- Included in: Hospital Grade Power Cord (15A @ 125VAC, 10 ft.) (RPI Part #MIC339)

Fits: Chassis

Models: 411, 416 & 417

ALSO AVAILABLE:

• **HOSPITAL GRADE POWER CORD (15A @ 125VAC, 10 ft.)**
RPI Part #RPC260
OEM Part # (No OEM Part # Available)

• **FUSE (6.3A, 250V)**
RPI Part #RXF036
OEM Part #015-0346-40


• **STRAIN RELIEF BUSHING PLIERS**
RPI Part #RPT172
OEM Part # (No OEM Part # Available)

• **HOSPITAL GRADE POWER CORD (15A @ 125VAC, 8 ft.)**
RPI Part #RPC554
OEM Part # (No OEM Part # Available)

• **FUSE HOLDER**
RPI Part #RPH674
OEM Part #015-1259-02

• **GAS CYLINDER**
RPI Part #MIC298
OEM Part #016-0356-00

NEW ACTUATORS, HAND CONTROL, AND MORE!




New Parts to fit Midmark® • Ritter® Exam Tables and Chairs!

ADDRESS SERVICES REQUESTED

replacement parts industries, inc.
 625 Cochran Street • Simi Valley, California • 93065



RESORTED STANDARD
 U.S. POSTAGE PAID
 VAN NUYS, CA
 PERMIT NO. 2399




RPI Part #MIB322
OEM Part #015-0568-01/002-0347-05

FOOT CONTROL PC BOARD

- Also available: Coiled Cord (RPI Part #MIC174)

Fits: Foot Control

Models: 414, 416 & 417



RPI Part #MIK336
OEM Part #002-0868-02

SLIDE KIT

- Replacement slides for the foot extension
- Includes: Two slides, all necessary mounting hardware and (1 pc) Threadlocker (242) (RPI Part #RPA032)

Fits: Seat Section Weldment

Models: 414, 416 & 417

Tables & Chairs (Exam/Surgical)

Models: FL Type 75C-75F, PA Type 75C-75F & PB Type 75C-75F

RPI Part #RCA061
OEM Part #144648

METERING SCREW ASSEMBLY

- Brass
- Includes metering screw with O-rings (RPI Part #RPO306 & RPO307)

Fits: Solenoid Valve

Model: FL, PA & PB **Type:** 75C-75F
& All models using old style Solenoid Coil



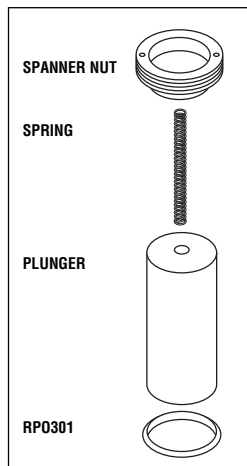
RPI Part #RCK066
OEM Part #144741

SOLENOID BODY KIT

- Includes plunger, spring, spanner nut, and O-ring

Fits: Solenoid Valve

Model: FL, PA & PB **Type:** 75C-75F



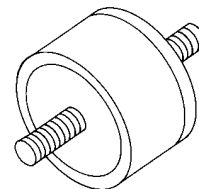
RPI Part #RCM065
OEM Part #141573

MOTOR MOUNT

- 2 per package
- 1/4-20 UNC x 23/64" Lg. x 2

Fits: Motor

Model: FL, PA & PB **Type:** 75C-75F



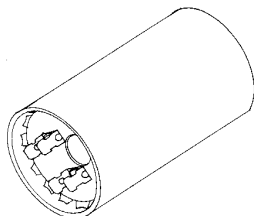
RPI Part #RCC062
OEM Part #171421

MOTOR STARTING CAPACITOR

- 110-125VAC, 60 Hz., 108-130 MFD

Fits: Motor

Model: FL, PA & PB **Type:** 75C-75F



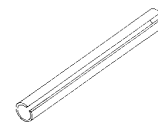
RPI Part #RCP063
OEM Part #C-3872

ROLL PIN

- 12 per package
- 1/8" Dia. x 5/8" Lg.

Fits: Tilt Cylinder

Model: FL, PA & PB **Type:** 75C-75F



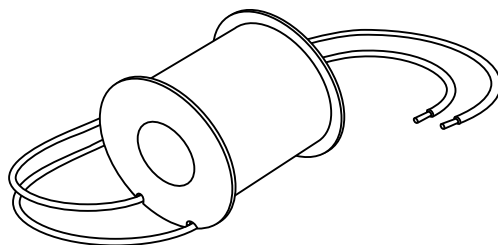
RPI Part #RCC601
OEM Part #14183

SOLENOID COIL

- 49.78 Ω min; 55.02 Ω max;
- Coil Rating: 120VAC
- Coil: 1.265" OD x 1.335" long with .50" dia. through hole
- Wire: 11" lg.

Fits: Solenoid Valve

Model: FL, PA & PB **Type:** 75C-75F

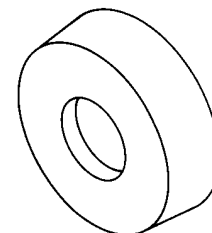


RPI Part #RCP072
OEM Part #425-A-13

STANDPIPE PACKING

Fits: Lift Tube


Model: FL, PA & PB **Type:** 75C-75F



RPI Part #RCC602
OEM Part #143830

FOOT SWITCH CABLE

- Sold by the foot (Reminder: OEM's cable was 5 ft. in length)
 - 7 conductor insulated cable; .53" OD; Jacket 16/7
 - For connecting foot control to table
- Model:** FL, PA & PB **Type:** 75C-75F



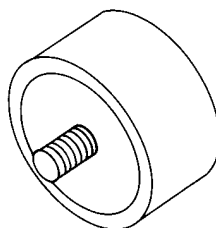
RPI Part #RCM064
OEM Part #155961

VIBRATION MOUNT

- 1/4-20 UNC x 23/64" Lg.

Fits: Motor

Model: FL, PA & PB **Type:** 75C-75F



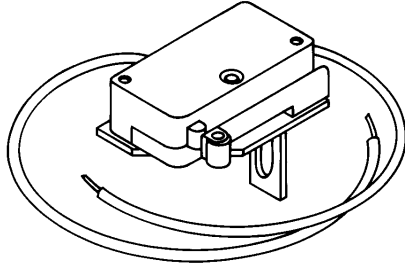
**If it's an RPI part,
it's a part you
can trust.**

Call Us Toll-Free Monday-Friday, 8:00 AM-4:30 PM (Pacific Time), (800) 221-9723

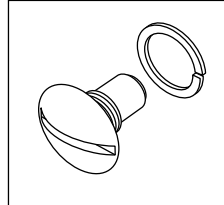
Tables & Chairs (Exam/Surgical)

Models: FL Type 75C-75F, PA Type 75C-75F & PB Type 75C-75F (continued)

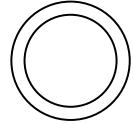
RPI Part #RCS068
OEM Part #143923
UPPER LIMIT SWITCH
 Fits: Lift Structure
 Model: FL, PA & PB Type: 75C-75F



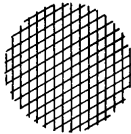
RPI Part #RCS607
OEM Part #10610/P-2400
PIVOT SCREW
 • 2 per package
 • Includes screw and #8 split lock washer
 Fits: Foot Switch Housing
 Model: FL, PA & PB Type: 75C-75F




RPI Part #RPO301
OEM Part #C-5970
Industry Part #AS568-014
O-RING
 • 12 per package
 • .489" ID x .629" OD x .070" C/S
 • Material: Nitrile (Buna-N)
 • Duro: 70
 Fits: Solenoid Valve Plunger
 Model: FL, PA & PB Type: 75C-75F



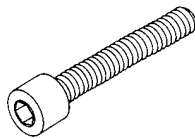
RPI Part #RCS069
OEM Part #155677
FILTER SCREEN
 • 6 per package
 • Brass
 Fits: Hose Assembly that attaches to Cylinder
 Model: FL, PA & PB Type: 75C-75F



RPI Part #RCI067
OEM Part #108926
BRASS INSERT
 • 4 per package
 Fits: Hydraulic Tubing
 Model: FL, PA & PB Type: 75C-75F



New RPI Part #RPO307
Old RPI Part #RC0040
OEM Part #P-12233
Industry Part #2-006
O-RING
 • 12 per package
 • .114" ID x .254" OD x .070" C/S
 • Material: EPDM
 • Duro: 70
 Fits: Solenoid Metering Screw
 Model: FL, PA & PB Type: 75C-75F



RPI Part #RCS070
OEM Part #155808
LOCK SCREW
 • 10-24 UNC-2A x 1"
 Fits: Yoke
 Model: FL, PA & PB Type: 75C-75F

RPI Part #RCN059
OEM Part #C-6760
COMPRESSION NUT
 • 4 per package
 • 7/16-24
 Fits: 1/4" Hydraulic Tubing
 Model: FL, PA & PB Type: 75C-75F



O-Ring illustrations are actual size

NOTES: _____

