



The Alternative Source

NOVEMBER 2003
VOLUME 7 NO 2

The Leader in Replacement Parts for Healthcare Equipment Since 1972

THE RPI WEBSITE ... YOUR VIRTUAL TOOL BOX FULL OF RESOURCES AND MORE, 24X7

Did you know that RPI's website is packed with all kinds of resources that are easy to use and find? In fact, our website is most often easier to use than our catalog. We have had our website up since 1996, and continue to make improvements and additions to make it easier to use and contain more helpful information. This article will introduce you to some of the excellent features of the site.

First things first: the RPI website address is www.rpiparts.com. When you visit our site, the homepage will have a toolbar at the top with twelve different options. Below that will normally be a banner advertising our latest parts. And right below that is a sentence that reads: "To display pricing, RPI customers click here to log in." Click on that tab, and you will go to a log-in page where you will be asked to enter your password. Your password is your RPI account number, so enter that in the box (be sure to use upper case letters), and then click to submit. From there, you can return to the home page, or click on any of the tabs to get you elsewhere in the site. Once you have

logged in, any time you access part information, pricing will also appear.

Back on the homepage you will notice a large grid with different types of equipment listed in each box. This is the "RPI Parts Fit" section, and is a simple "drill-down" menu. For example, click on the "Autoclaves" box. You will see a listing of the different original equipment manufacturers "OEM". Choose your OEM, for example, click on Pelton & Crane. You will then see a listing of Pelton & Crane autoclaves for which RPI parts fit. Click on the model, such as Validator Plus 8. You will see a list of all of the parts that we sell to fit this model. If you have logged in, pricing will also be shown.



At this point, you can click on a specific part number to see an illustration of the part and further specifications for the part.

On the individual part page, pricing will again be shown, but only if you have logged in. Additionally, depending on the part, there may be a link to installation instructions for the part.

To demonstrate the next feature of the RPI website, click on the "RPI Parts Search" tab on the menu bar.

Continued on page 5

REPLACE ONLY THE ELEMENT, NOT THE ENTIRE INTAKE FILTER ASSEMBLY

Unbelievable but true ... with the RPI Intake Filter that fits the Apollo dental compressors, you replace only the element.

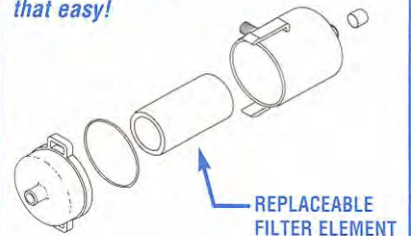
It's another first for RPI and we are proud of it! When the Product Development Team set out to develop a better mouse trap ... or rather a better Fresh Air Intake Filter to fit the Apollo dental compressors, they really did. Introducing the first of its kind - the "PM"-able Intake Filter.

"Right from the start we knew we wanted to develop something special - something that our customers would really appreciate! By having to replace only the element and not the entire assembly, there is a great cost savings factor for our customers", said Jim Wisniewski, Manager of Product Development. The unique design allows the top to pull apart from the body and access to the element. The element can be changed regularly at a fraction of the cost to replace the entire unit.

The RPI Fresh Air Intake Filter Kit comes assembled



... and when the element needs changing, simply release the top of the unit, remove the old element, and replace it with a new element. It's just that easy!





Ira Lapidès
CEO & President
Replacement Parts Industries, Inc.

FROM THE DESK OF THE PRESIDENT

In February, a judge in Lexington, Kentucky made a ruling on a case that could have far-reaching implications, not just in the printer industry, but throughout industries utilizing computer chips. Lexmark, the printer company, brought a lawsuit against a company named Static Control. As we all know, Lexmark, like Epson, Canon, HP and others, sells printers for office and home computer use. While these four companies do well in that field with huge revenues, there is also significant money in the sale of printer cartridges.

Static Control is one of many companies around the country that reloads and sells recycled printer cartridges, including recycled Lexmark cartridges. Sometime during 2002, Lexmark embedded in their printer cartridges a small chip that communicates with the printer when it is installed. This chip will only work on original installation, and essentially functions as a "killer chip" if an attempt is made to recycle the cartridge. Because of this simple chip, the cartridge simply will not work if an attempt is made to recycle the cartridge.

Static Control, being the entrepreneurial company they are, figured out a way around this chip to allow recycled cartridges to work. Lexmark of course did not appreciate this competition, and filed suit against Static Control claiming violation of the Digital Millennium Copyright Act (DMCA). The judge in this case granted Lexmark a preliminary injunction against Static Control, enjoining Static from selling recycled Lexmark cartridges that contain this chip, and essentially stating that he thinks that Lexmark has a probability of winning its case against Static.

Now, the DMCA was passed a few years ago with the primary purpose of preventing piracy in the recording, movie and book industries, providing increased protection for copyright holders of creative, intellectual digital works. One of the primary supporters of the DMCA was the Service Industry Association (SIA), a trade organization representing the medical, computer, and copier service industries. Congress was attempting to protect these industries and facilitate continued publication of their work. When movies, records, and books can be pirated and sent instantaneously overseas for sale, the creators and owners of that property lose significant sales potential.

In this case, Lexmark's intellectual property on that chip had nothing to do with a unique methodology of printing, but was simply intended to stifle competition in the secondary printer cartridge market. The U.S. Supreme Court has already ruled against the prevention of competition in a similar case that took place prior to the passing of the DMCA.

Ron Katz, a prominent attorney with Manatt, Phelps & Phillips, and the legal counsel for the SIA, believed that Lexmark will ultimately lose on appeal in its

Continued on back page

It is with great sadness that I inform you that a member of the RPI family, Andy Sandelski, passed away on November 4th. Andy was a terrific person, and he will be sorely missed.

Andy was hired by my father more than fifteen years ago out of the hospital biomedical engineering field, where he worked for ServiceMaster at Rush-Presbyterian-St. Luke's Medical Center in Chicago. He was a proud graduate of Purdue University, with a degree in electrical engineering.

Many of you spoke with Andy over the telephone or met him in person, as he was one of our Product Engineers with responsibility for

technical support and product development. He represented RPI well at trade shows such as AAMI and CDA, always interested in speaking with and meeting



Andy Sandelski
Product Engineer

our customers to learn more and make sure we were doing well for you.

Andy contributed so much to the success of RPI with the parts that he engineered and the support that he provided. But his biggest contribution was to the culture of our company. Andy was always willing to help, and he never complained. He came to work early, and often worked late. He cared about the quality of his work, about the quality of parts and service that RPI provided, and about our customers. And, he kept us on track when it came to ISO9001 and government regulations.

Andy had a great sense of humor, and a terrific smile. He also ran our football and baseball pools, and coordinated our lottery picks, and was always there for company events. He was a good family man, and purchased a house close to work so that he could spend more time with his family, especially his lovely wife Marie and his beautiful three year old daughter, Ronnie.

Andy suffered from Marfan syndrome, a heritable disorder of the connective tissue that affects many organ systems, including the skeleton, lungs, eyes, heart and blood vessels. Andy had survived and prospered much longer than many doctors expected, and we are thankful for that and for having the honor of having known him.

We constantly speak of the RPI family here, as we have so many people who have worked together for so long. Andy was an important member of our family, as he always will be, and he leaves behind some big shoes to fill.



DENTAL COMPRESSOR PARTS

RPI introduces a new line of parts to fit a vast array of dental compressors

By Mark Micucci, RPI Product Development

We are proud to introduce a new line of parts to fit dental compressors including the coalescing filter assemblies, foam inserts, purge filters, cooling fans, and oil. And as an introduction to it all, we thought you might be interested in hearing our thoughts about the confusing nomenclatures, and the importance of Planned Maintenance (PM) labels. (By the way, for a complete listing of all of our new compressor parts, please refer to pages 4-5 inside this newsletter.)

Coalescing Filter Assembly and Filter Elements Nomenclature

Now that RPI has replacement coalescing filters and the filter elements available, we thought it would be a good time to clear up some of the confusion associated with the names that these parts have acquired over the years.

To begin with, most people refer to the complete assembly as the "Coalescing Filter". And they refer to the filters as "elements". To help our customers, RPI made it very simple – we refer to the complete coalescing filter as the "Coalescing Filter Assembly" and the filters (or elements) as "Coalescing Elements".

Coalescing Filter Assemblies come in various sizes depending on the airflow to be cleaned and the type of element mount, but for a typical medical or dental office, there are really only two types of elements that are used – the 5 oz. and the 10 oz., Type B or C.

The term 5 oz. and 10 oz. refer to the amount of water that the Coalescing Filter Assembly will hold in its bowl. It is also an indication of how the Coalescing Element will mount

inside Assembly. Naturally the 10 oz. Coalescing Filter is larger than a 5 oz. Coalescing Filter. The 5 oz. Coalescing Element has the mounting threads on the inside bottom of the element. Correspondingly the 5 oz. Coalescing Filter Assembly has a long threaded rod to allow the 5 oz. Element to be mounted properly. The 10 oz. Coalescing Element has mounting threads at the top of the element and the 10 oz. Coalescing Filter Assembly has a short threaded rod.

The 5 oz. is normally found on single headed compressors while the 10 oz. is used mostly for double and triple headed compressors. This is not a hard and fast rule, as you will find that both the 5 oz. and 10 oz. Coalescing Filter Assemblies can be found on any number of compressor.

The Type B and Type C designators refer to the filtration grades. The ones that are used the most and offered by RPI are the 0.50-micron and the 0.01-micron elements. The Type B Coalescing Elements are a 0.50-micron filter. The Type C Coalescing Elements are a 0.01-micron filter.

Naturally the 0.01-micron offers better filtration properties. So you can order the element you need in both filtration grades. RPI offers the Type B and Type C elements in both 5 oz. and 10 oz. sizes.

What's more, RPI offers the Wilkerson brand Coalescing Filter Elements as well as a generic brand at a lower price. Thus allowing you a choice when making your selection.

The Importance of Using PM Labels on Air Compressors

With the release of the RPI replacement parts for air compressors, RPI would like to talk about the importance of using the PM labels that come with these parts from RPI.

Like any tool, these PM labels are only effective when used. We all know that equipment that is properly maintained will last longer and provide trouble free service to your customers. It is recommended by the manufacturers that filter elements are to be replaced yearly or even more often depending on the harshness of

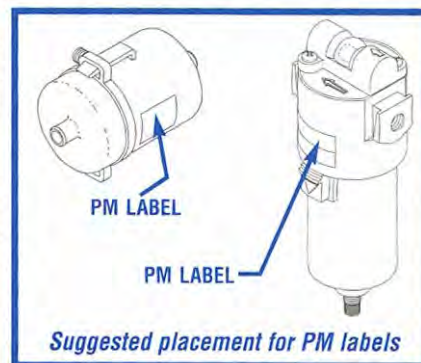
the environment that the equipment located. So proper recording of the date the filters assemblies or the filter elements are replaced is very important. Not only for the proper upkeep of the equipment but also the added bonus of

repeat sales to your customer.

Although there are no hard and fast rules regarding the placement of the PM labels, RPI offers suggestions as to where to locate the label for easy access. Please see the diagram.

Use of the RPI PM labels with the RPI replacement parts will help in the planned maintenance of your customers' equipment, decrease the downtime, and also inform your customer that you use quality RPI parts.

That sums it up, except that you may want to read the front page article of this newsletter regarding the RPI specially designed "PM"-able Fresh Air Intake Filter Kit.





Dental Reflectors

Fits Pelton & Crane, Knight, Henry Schein, Marus & Ritter

REFLECTOR with Cushions

RPI PART #PCR710 New!
Not Recoated

Fits Pelton & Crane LFI
(Cushion Kit (PCR711) also available separately)

REFLECTOR

RPI PART #MAR001 New!
Not Recoated

Fits Knight, Henry Schein & Marus



Dental Compressors

Coalescing Filter Assembly - 5 oz.

COALESCING FILTER ASSEMBLY (5 OZ.)

RPI PART #CMA021
WILKERSON PART #M16-03-FMO

DIFFERENTIAL PRESSURE INDICATOR

RPI PART #CMI015
WILKERSON PART #DP2-01-000

COALESCING FILTER ELEMENT (Type C)

RPI PART #CMK024
WILKERSON PART #MTP-95-548

COALESCING FILTER ELEMENT (Type B)

RPI PART #CMK005
WILKERSON PART #MSP-95-988

COALESCING FILTER ELEMENT (Type C)

RPI PART #CMK026
WILKERSON PART #MTP-95-548/Generic Brand

AUTO FLOAT DRAIN

RPI PART #CMF016
WILKERSON PART #GRP-95-981

Coalescing Filter Assembly - 10 oz.

COALESCING FILTER ASSEMBLY (10 OZ.)

RPI PART #CMA022
WILKERSON PART #M26-03-FMO

DIFFERENTIAL PRESSURE INDICATOR

RPI PART #CMI015
WILKERSON PART #DP2-01-000

COALESCING FILTER ELEMENT (Type C)

RPI PART #CMK025
WILKERSON PART #MTP-95-549

COALESCING FILTER ELEMENT (Type B)

RPI PART #CMK006
WILKERSON PART #MSP-95-989

COALESCING FILTER ELEMENT (Type C)

RPI PART #CMK027
WILKERSON PART #MTP-95-549/Generic Brand

AUTO FLOAT DRAIN

RPI PART #CMF016
WILKERSON PART #GRP-95-981

Cooling Fans

COOLING FAN (115V)

RPI PART #CMF019
Fits Air Techniques, Apollo, DCI, DentalEZ®,
Jun-Air, MDT McKesson & Tech West/Turbine

COOLING FAN (230V)

RPI PART #CMF020
Fits Air Techniques, Apollo, DCI, DentalEZ®,
Jun-Air, MDT McKesson & Tech West/Turbine Ind.



Dental Chairs

Fits Cascade and Decade Hydraulic Chairs

LIFT CYLINDER KIT

RPI PART #ADC176
OEM PART #61-1287-00

TILT CYLINDER

RPI PART #ADC178
OEM PART #61-1267-00

TILT CYLINDER

RPI PART #ADC177
OEM PART #61-2050-00

HYDRAULIC FLUID

RPI PART #RPF449
OEM PART #61-0197-00

Fits Priority 1005 Hydraulic Chairs

TILT CYLINDER KIT

RPI PART #ADC174
OEM PART #61-0860-00

LIFT CYLINDER KIT

RPI PART #ADC175
OEM PART #61-0850-00

HYDRAULIC FLUID

RPI PART #RPF449
OEM PART #61-0197-00



Dental Delivery Units

Fits Cascade® and Decade®

CARTRIDGE, CHECK VALVE

RPI PART #ADV161
OEM PART #38-0518-00

CARTRIDGE, AIR BLEED VALVE

RPI PART #ADV162
OEM PART #38-0517-00

CARTRIDGE, WATER VALVE

RPI PART #ADV163
OEM PART #38-0520-00

DIAPHRAGM

RPI PART #ADD160
OEM PART #38-0519-00

CLEAR GASKET

RPI PART #ADG159
OEM PART #38-0507-00

RED GASKET

RPI PART #ADG158
OEM PART #38-0550-00

CUP FILL TOGGLE VALVE

RPI PART #ADV179 (BLACK)
OEM PART #33-0008-00

CUP FILL TOGGLE VALVE

RPI PART #ADV180 (GRAY)
OEM PART #(None)

2 WAY MOMENTARY TOGGLE VALVE

RPI PART #ADV181 (BLACK)
OEM PART #33-0034-01

2 WAY MOMENTARY TOGGLE VALVE

RPI PART #ADV182 (GRAY)
OEM PART #(None)

**PLUS THE WHITE & BLACK VALVE
REPAIR KITS AND THE GRAY & BLACK
KNOBS W/ YELLOW & BLUE DOTS**



Dental Compressors

Intake Filters (Fresh Air)

FRESH AIR INTAKE FILTER KIT

RPI PART #CMK003
APOLLO PART #PFM50955

REPLACEMENT FILTER ELEMENT

RPI PART #CME004
APOLLO PART #PFM50955/Fits RPI Part #CMK003 only

CAP

RPI PART #RPC443
APOLLO PART #PFM50955/cap only

PVC TUBING (CLEAR) - (sold by the foot)

RPI PART #RPT441
APOLLO PART #PFM50955/PVC tubing only

UNICLAMP

RPI PART #RPC442
APOLLO PART #PFM50955/Uniclamp only

Intake Filters (Air)

AIR INTAKE FILTER (Metal style)

RPI PART #CMF002
Fits Air Techniques & Apollo

FOAM ELEMENT

RPI PART #CMF014
Fits DCI & MDT McKesson

FOAM ELEMENT

RPI PART #CMF011
Fits Air Techniques

FOAM ELEMENT

RPI PART #CMF013
Fits Matrix (Airmax™) & Tech West/Turbine Ind.

Foam Insert/Purge Filters/Mufflers

FOAM INSERT/PURGE FILTER

RPI PART #CMF012
Fits Tech West/Turbine Ind.

PURGE MUFFLER

RPI PART #CMM017
Fits Air Techniques & Tech West/Turbine Ind.

PURGE MUFFLER

RPI PART #CMM023
Fits Tech West/Turbine Ind.

Compressor Oil

COMPRESSOR OIL

RPI PART #CML001
Fits Air Techniques, Apollo, DCI, DentalEZ®,
Matrix (Airmax™), MDT McKesson &
Tech West/Turbine Ind.



Steris

Fits System 1

CHAMBER SEAL

RPI PART #SSS037
OEM PART #200253

STERILANT ASPIRATOR ASSEMBLY

RPI PART #SSA029
OEM PART #A1600

FILTER SCREEN & O-RING KIT

RPI PART #SSK035
OEM PART #(None)

SILICONE TUBING (sold by the foot)

RPI PART #SST030
OEM PART #(None)

S.S. REPAIR KIT (CK-8 CHECK VALVE)

RPI PART #SSK034
OEM PART #200696

CHECK VALVE O-RING KIT

RPI PART #SSK036
OEM PART #(None)



Tuttnauer

Fits 1730, 2340, 2540 & 3870 Series

WIRE HARNESS

RPI PART #TUH043
OEM PART #CU900012

WIRE HARNESS

RPI PART #TUH044
OEM PART #CT900012

SAFETY VALVE HOLDER KIT

RPI PART #TUK053
OEM PART #(None)

SAFETY VALVE HOLDER

RPI PART #TUH031
OEM PART #CU841010
(Mounting Hardware (TUK055) also available separately)

SAFETY VALVE HOLDER KIT

RPI PART #TUK054
OEM PART #(None)

SAFETY VALVE HOLDER

RPI PART #TUH032
OEM PART #CT841020
(Mounting Hardware (TUK055) also available separately)

CONDENSATION COIL

RPI PART #TUC040
OEM PART #CU836101

CONDENSATION COIL

RPI PART #TUC041
OEM PART #CT836101

CIRCUIT BREAKER (7A)

RPI PART #TUB048
OEM PART #1910099

DRAIN VALVE ASSEMBLY

RPI PART #TUV042
OEM PART #CT844180
(Internal O-Ring (RP0386) also available separately)

DRAIN HOSE (sold by the foot)

RPI PART #RPH285
OEM PART #02620016A (A=sold by the foot)

THE RPI WEBSITE ... YOUR VIRTUAL TOOL BOX

(Continued from front page)

This will take you to the RPI parts database, where you can search for parts using the RPI or OEM part number, model name, or type of part.

For example, if you type in the word "gasket" in the part name box, you would see a listing of all of the parts that we carry that have the word "gasket" in their description. Please be sure not to pluralize the words in this box, as the database searches the individual part descriptions.

You can also simply enter the model name, such as Validator, and a listing of the various Validator models will appear. Click on the model you need, and a complete listing of parts to fit that model will appear.

When you search by OEM number, you will be prompted to click on the particular model for which you need that part. Click on the model number to get the individual part page. At the bottom of the part page, there is also a prompt to click on to see a complete listing of all of the parts that we carry to fit that particular piece of equipment.

For the next feature, click on the "RPI Parts Listing" tab on the menu bar. This function will allow you to create a complete cross reference sorted by RPI or OEM number. First, select the OEM, such as Midmark. Then, select sort type, either by RPI or OEM part number. Then, select the model name, or select all models to see a complete listing of all parts that we carry to fit a particular OEM's equipment. As soon as you select the model, the site will create your cross reference! Again, pricing will be shown if you have logged in, and you can click on a part number to go to the individual part page.

The RPI website contains several other useful features, including a secured order form, catalog request form, and a new parts index that is updated regularly as we introduce new parts. The site also contains a "links" section to other industry web sites. And, don't forget the "RPI Tech Help" section, where you can download service tips, troubleshooting guides, cross reference tables and installation instructions, and email our Tech Support department with questions and new product suggestions.

All things considered, we think the RPI website is a great resource for you. As always, we welcome your suggestions and comments, as we want to continue to improve its features. But spend a few minutes and check it out. You'll be glad you did. It truly is your virtual tool box, 24x7!

RPI Home Page

Listing of OEM's by Equipment Type

Listing of Models by OEM

Part Page with Pricing Information

Create Your Own Parts Listing

Search for Part by Part #, Model, etc.

RPI Tech Help



8 to 4
NO MORE

Sherry Lapidès
Vice President, Customer Relations
Replacement Parts Industries, Inc.

Please indulge me while I brag – just a little. Miguel Almena, an RPI employee, has just won a \$1,000.00 scholarship from the Mid San Fernando Valley Chamber of Commerce for his redesign of their logo, which is being used on business cards, letterheads, posters, ads, and tee shirts. Miguel competed with Graphic Arts students from ten Southern California universities to win his honor.

Miguel is a senior at California State University, Northridge, which is not too far from RPI. He has been working part time for us for almost two years while pursuing his degree at CSUN. He found out about RPI through the internet and through a fellow student, who also had been working here.

He has worked on many of the pieces you have received from RPI during this time, including our new parts flyers, PM posters and newsletters. Miguel tells us that he has learned a lot while working here, and has built up an impressive portfolio of his work.

Miguel, 23, was born in Los Angeles of parents who came from Puerto Rico. He still has relatives in New York, Florida and Puerto Rico. His childhood included visits to many museums and to concerts. Talent must run in the family. His brother, who is six years older than Miguel, is a photographer who attended the prestigious Otis Parsons Institute and his mother designs and makes jewelry.

His interests now include many of the creative arts, including music for video and audio tracks and, someday, film. He continues to work on building up a diverse portfolio and hopes, some day, to have his own design studio, doing website design, logos and corporate branding among other things.

We are very proud of Miguel and the fact that he has made such good use of the opportunities presented to him. We are glad he is part of our RPI team.



AL'S VIEW

Al Lapidès
CEO Emeritus & Chairman of the Board
Replacement Parts Industries, Inc.

Over the last few months there has been some discussion on the licensing of Clinical Engineers and BMETS. This is a noble idea and one we should consider seriously. There are many benefits to be derived from licensing such as assurance of a minimum level of competency. And there could be a level of recognition by the health care community. These are worthwhile goals.

However, it might be well to examine this from the standpoint of need, and even of unintended consequences. The needs are twofold, mainly quality and professionalism. If we take quality first we can look back at the study done by ECRI a few years ago when the FDA looked into regulating servicing. They reported that there was something less than 1% error in servicing equipment that led to negative consequences to patients. This is far less than the human errors by healthcare providers (who are licensed), which caused negative consequences to patients. ECRI flatly stated to the FDA that there was no problem that had to be controlled. The second need, professionalism, is something that that has to be earned with or without licensing. That level of recognition is coming, albeit slowly. It is coming from the efforts of many of you, both independents and in-house, who are working as true professionals.

There could be an unintended consequence. Much licensing has been created to keep people out rather than to let qualified people in. The governing body for this would have to be created so as to prevent such a happening. And would the OEMs use this as a lever to keep non-OEM service people from ever working on their equipment? Such possibilities always rear their ugly heads.

Does this mean we should abandon the idea? On the contrary. It means that we have to approach the idea carefully being fully aware of the pitfalls as well as the benefits. The examination of the idea itself can be another step forward for our industry.

Happy Holidays and Best Wishes for the New Year!

WITH THE MAC 12 & 15, AGE IS THE CULPRIT OF LOST TIME, DATE & OTHER SETTINGS ... HERE'S THE FIX!

By Mark Micucci, RPI Product Development

Loss of time, date and settings on the GE/Marquette Mac12/15, Case 12/15, Centra, Disk Reader, 45F and any other units with the Main CPU PCB (GE Part # 85578-xxx) is a common occurrence with age. GE/Marquette has a fix recommends replacing the CPU Battery Kit, and RPI has the parts in stock, ready to ship. Just ask for the CPU Battery Kit (Part #CPU-BATTKIT).

The CPU Battery Kit (Part #CPU-BATTKIT) includes the following parts:

- R1 (Part # 1002-100)
- Battery (Part # 401086-002)
- Connector (Part # 401601-001)
- Velcro Loop (Part # 4818-003)
- Velcro Hook (Part # 4817-003)

First, keep in mind that there will not be a loss of ECG data as that is stored on the disk drive. Second, there are two different types of configurations depending on which revision number of the CPU PCB you have. CPU PCB 85578-001 through 004 has one configuration, and 8578-005 through 006 has another. To replace the parts follow the instructions below and refer to Figure 1 for the configuration with -001 through -004 PCB's; and, Figure 2 for the -005 through -006 PCB's.

Installation Instructions:

1. Remove R1 and R2.
2. Install new R1 (10Ω, 1/2Watt) resistor in place of the R1 that was removed in Step 1.
3. Remove old battery or set of 2 batteries.
4. Solder the new connector leads to the PCB as per the figure for your revision of PCB.
5. Install the Velcro hook on the underside of the battery and the Velcro loop on the PCB.
6. Position the battery on the PCB in the position indicated in Figures 1 and 2, and plug in the connector.

(Note: New Battery (GE Part # 401086-002) and Connector (GE part # 401601-001) replaces old Battery (GE part # 401086-001). Reference GE DCARTS-005A-3)

FIGURE 1

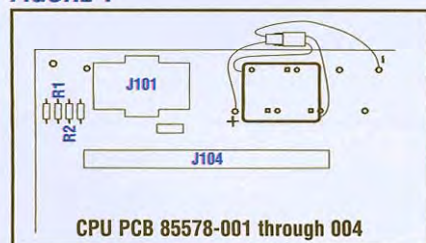
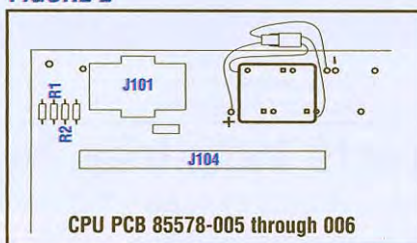


FIGURE 2



Contact RPI for MAC 12/15, CASE 12/15 & T1800/1900 Parts

RPI is now your source for replacement parts for the Marquette ECG analysis systems CASE 12/15 and MAC 12/15, as well as the T1800/T1900 model Treadmills. RPI purchased the remaining quantity of discontinued parts from GEMS-IT at close out prices and as a result is offering these parts at prices at least 25% less than the original prices when buying direct from GEMS-IT. The same 90 day warranty that GEMS-IT offered will also apply to these parts when purchased through RPI.

SERVICE TIP



YOUR QUESTIONS ABOUT GASKETS

By Phil Goldstein
RPI Product Development

With the release of our PM kits to fit many of the Pelton & Crane sterilizers including the OCM, OCR, OCR+, Magna-clave and Sentry, we thought you might be interested in the two most commonly asked questions regarding gaskets.

These questions relate specifically to gaskets for the Magna-clave.

Q. Sometimes when the door is opened, the gasket pulls out of the chamber groove. Is the gasket defective?

A. No, it is not defective. During normal use of the autoclave, a small amount of residue builds up on the door itself. If left unattended it can build up enough to stick to the rubber door gasket and pull on the gasket as the door opens. By simply cleaning the stainless steel door with a non-detergent cleaner and a non-abrasive cloth once a week, the gasket will stay where it belongs.

Q. Is there a method for cleaning door gaskets?

A. Yes and it is very simple. First, remove the gasket from the machine and wipe it clean with warm water and a non-abrasive cloth. Before re-installing the gasket, check its integrity for any deformities. Use a clean non-abrasive cloth to clean the groove in the chamber where the gasket fits into. Reinstall the gasket.

A BIG RPI WELCOME...

To two new RPI employees. Greetings to Lolita and Linda - the newest members of our wonderful Customer Service Department.

Linda Hogan comes to us with a strong background of more than 19 years of customer service experience. The skills she acquired during those years compliment our excellence in customer service.

Lolita Jones not only has extensive experience with working directly with customers, but also an impressive background in accounting with more than 15 years in that field. Her cheerful nature fits right in with the rest of the Customer Service team.

Welcome to you both and we are so very happy to have you as part of the RPI family.



THE LEXMARK CASE (Continued from page 2)

effort to prevent competition. Static Control has also countersued Lexmark, claiming violations of the Sherman Anti-Trust Act. Static Control claims that Lexmark has restricted commerce and utilized unfair trade practices.

These cases could definitely have implications in the medical device industry. There are already several original equipment manufacturers who place lockout codes on their equipment with the sole purpose of preventing competition in the servicing of their equipment. To my knowledge, the legality of those lockout codes has not been challenged in court.

At the very least, those codes can add significantly to the expense of servicing a piece of equipment, and quite possibly prevent the refurbishment and resale of a piece of equipment once the original owner disposes of it. If Lexmark somehow succeeds, this would seemingly open the door for medical (and many other industry) OEM's continuing aggressive and anti-competitive policies of locking out competition in the servicing or refurbishing of equipment. OEM's could emulate Lexmark, placing "killer chips" on pc boards and many other parts, preventing

refurbishment or reverse engineering of the parts.

This is not to say that I am against rewarding an OEM for significant expense in the research, development, and marketing of a new product. None of us should be, for it is that potential reward that drives American ingenuity and allows for the creation of terrific, breakthrough products. And that is what the DCMA was designed to protect. Unfortunately, occasionally OEM's cross the line into the realm of anti-competitive behavior, and that is what needs to be addressed.

On October 28th, the U.S. Copyright Office ruled in favor of Static Control, allowing them to continue to produce a chip that will allow recycled Lexmark printer cartridges to work. This is a major victory for the service and refurbishment industry, but my guess is that it's not over yet.

This situation demonstrates another reason for you to get involved in your industry associations, be it SIA, IAMERS, AFSMI, AAMI, or the local biomedical association. These are the organizations that bring these issues to light, and help you do your job better. They help to provide important industry information, education, and advocacy, and maintain choice and a free market in an effort to keep your costs in line.

CALL (800) 221-9723 or (818) 882-8611 • FAX (818) 882-7028 • E-MAIL moreinfo@rpiparts.com • WEBSITE www.rpiparts.com

All rights reserved. No part of this newsletter may be reproduced or utilized in any form or by any other means without permission in writing from the Publisher. Inquiries should be addressed to: RPI, Marketing Department, P.O. Box 5019, Chatsworth, California 91313-5019. Additional copies of The Alternate Source® may be obtained by contacting RPI. Please feel free to Call: (800) 221-9723, Fax: (818) 882-7028, or E-Mail: moreinfo@rpiparts.com your request. Parts mentioned in this newsletter are manufactured by Replacement Parts Industries, Inc. to fit the equipment noted. All product names used in this document are trademarks or registered trademarks of their respective holders.



replacement parts industries, inc.

"The Alternate Source®"

P.O. Box 5019, Chatsworth, CA 91313-5019

Especially for . . .

PRESORTED STANDARD
U.S. POSTAGE
PAID
CANOGA PARK, CA
PERMIT #250