

NEW PARTS TO FIT

DENTSPLY CAVITRON[®] ULTRASONIC SCALERS!

DENTAL ULTRASONIC SCALERS - DENTSPLY



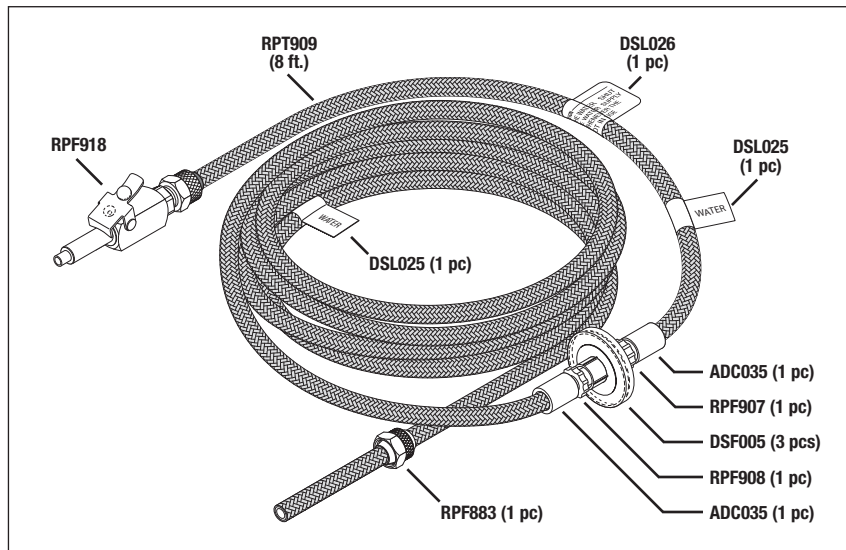
RPI Part #DSA046
OEM Part # (No OEM Part # Available)

WATER SUPPLY HOSE ASSEMBLY (BRAIDED)

- Includes all parts as shown
- Replace the Disc Filter (Water) every 3 months or when the Disc Filter (Water) becomes discolored to prevent reduced water flow to the system. The RPI Water Supply Assembly includes two (2) extra Disc Filters (Water) plus a PM Log for your convenience.
- See **WARNING** below
- Also available: Disc Filter (Water) (10-pack) (RPI Part #DSF005)

Fits: 1/4" Polyflo Fitting/Cavitron to water source

Models: See Chart on page 4



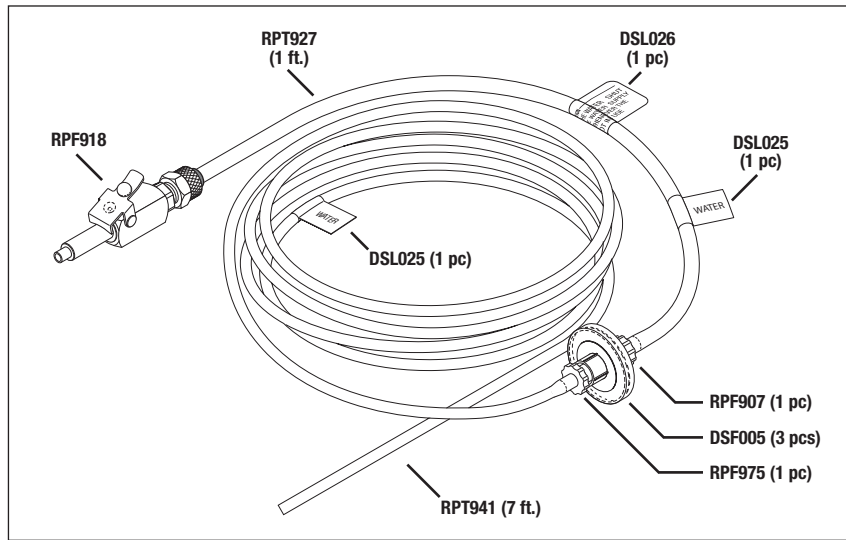
RPI Part #DSA047
OEM Part #90125

WATER SUPPLY LINE ASSEMBLY

- Includes all parts as shown
- Replace the Disc Filter (Water) every 3 months or when the Disc Filter (Water) becomes discolored to prevent reduced water flow to the system. The RPI Water Supply Assembly includes two (2) extra Disc Filters (Water) plus a PM Log for your convenience.
- See **WARNING** below
- Also available: Disc Filter (Water) (10-pack) (RPI Part #DSF005) and Union Fitting (3/16") (RPI Part #DSF048)

Fits: 3/16" Push-In Union Fitting/Cavitron to water source

Models: See Chart on page 4



WARNING: Incoming water supply line pressure to the Scaler must be 25 psi (172 kPa) to 60 psi (414 kPa). Water supply line must be shut off or disconnected when Scaler is not in use.



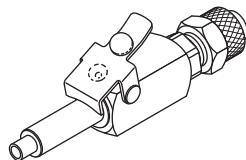
RPI Part #RPF918
OEM Part #79521

QUICK DISCONNECT, MALE (1/4" POLY AUTO SHUT-OFF)

- Used with air or water lines
- Material: Chrome plated brass with auto shut-off
- Includes: Polyflo Nut (1/4" Chrome) (RPI Part #RPF953)

Fits: 1/4" Air and Water Lines

Models: See Chart on page 4



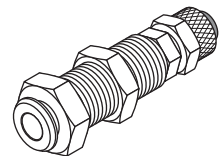
RPI Part #RPF920
OEM Part # (No OEM Part # Available)

QUICK DISCONNECT, FEMALE (PANEL MOUNT 1/4" POLY)

- Used with air or water lines
- Material: Chrome plated brass with auto shut-off
- Mounting hole size: 1/2" dia.
- Includes: Polyflo Nut (1/4" Chrome) (RPI Part #RPF953)

Fits: 1/4" Air and Water Lines

Models: See Chart on page 4



replacement parts industries, inc.

CALL (800) 221-9723 • FAX (818) 882-7028 • EMAIL order@ripiparts.com • WEBSITE www.rpiparts.com

The above parts are manufactured by Replacement Parts Industries, Inc. to fit Dentsply equipment. All product names used in this document are trademarks or registered trademarks of their respective holders. Flyer Code 1705DS Rd #2 Show 10/17

rpi DENTSPLY CAVITRON® ULTRASONIC SCALERS!

WARNING: Incoming water supply line pressure to the Scaler must be 25 psi (172 kPa) to 60 psi (414 kPa). Water supply line must be shut off or disconnected when Scaler is not in use.

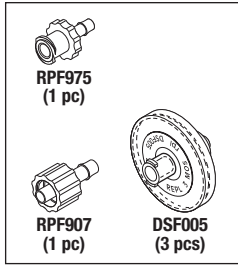


**RPI Part #DSK021
OEM Part #**

No OEM Part # Available

WATER FILTER KIT

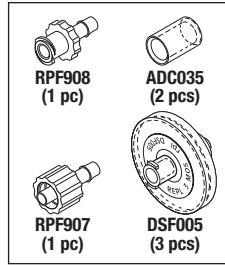
- Includes all parts as shown
 - See **WARNING** above
 - See **SERVICE TIP** below
- Fits:** Water Supply Line Assembly
Models: See Chart on page 4



**RPI Part #DSK001
OEM Part #90172**

RETROFIT WATER FILTER KIT


- Includes all parts as shown
 - See **WARNING** above
 - See **SERVICE TIP** below
- Fits:** Water Supply Hose Assembly (Braided)
Models: See Chart on page 4



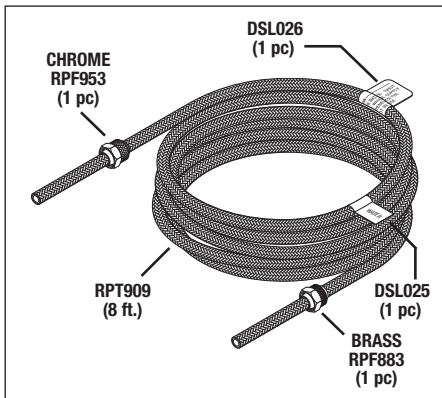
**RPI Part #DSF005
OEM Part #90158**

DISC FILTER (WATER)

- 10 per package
 - 20 Micron, 25 mm; Ports: Luer lock;
 - Maximum Pressure Rating: 60 psi (414 kPa)
 - See **WARNING** above
 - See **SERVICE TIP** below
- Fits:** Luer Lock Fittings on Water Supply Hose Assembly and Water Supply Line Assembly
Models: See Chart on page 4



SERVICE TIP: Replace the Disc Filter (Water) (RPI Part #DSF005) every 3 months or when the water filter becomes discolored to prevent reduced water flow to the system.



**RPI Part #DSH003
OEM Part #60388**

WATER HOSE (BRAIDED BLUE)

- Includes all parts as shown
 - Also available: Male Quick Disconnect (1/4" Poly Auto Shut-Off) (RPI Part# RPF918)
- Fits:** Cavitron to Water Source
Models: See Chart on page 4

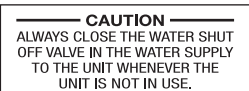


**RPI Part #DSL025
OEM Part #**

No OEM Part # Available

LABEL (WATER)

- 3 per package



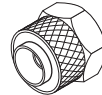
**RPI Part #DSL026
OEM Part #**

No OEM Part # Available

LABEL (CAUTION)

- 3 per package

CHROME



**RPI Part #RPF953
OEM Part # (No OEM Part # Available)**

POLYFLO NUT (1/4" CHROME)

- 5 Per package
 - Material: Chrome plated brass
 - Included in: Water Hose (Braided Blue) (RPI Part #DSH003), Air Hose (Braided Gray) (RPI Part #DSH009), Male Quick Disconnect, (1/4" Poly Auto Shut-Off) (RPI Part #RPF918), and Female Quick Disconnect (1/4" Poly Auto Shut-Off) (RPI Part #RPF920)
- Fits:** Quick Connect to Air or Water Line
Models: See Chart on page 4

BRASS



**RPI Part #RPF883
OEM Part # (No OEM Part # Available)**

POLYFLO NUT (1/4" BRASS)

- 5 per package
 - Fits: 1/4" OD plastic tube
 - Material: Brass
 - Included in: Water Hose (Braided Blue) (RPI Part #DSH003), Air Hose (Braided Gray) (RPI Part #DSH009), and Water Supply Hose Assembly (Braided) (RPI Part #DSA046)
- Fits:** Water and Air Hoses
Models: See Chart on page 4



**RPI Part #ADS032
OEM Part # (No OEM Part # Available)**

POLYFLO SLEEVE/FERRULE (1/4")

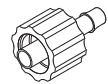
- 25 per package
 - 1/4" Polyflo black plastic
- Fits:** 1/4" OD Tubing with 1/8" Barb
Models: See Chart on page 4

SERVICE TIP:

The Luer Locks below can also be used for water hose in-line connection repairs.

LUER LOCKS (1/8" BARB)

- 10 per package
 - Material: Clear polycarbonate
- Fits:** 1/8" or 3 mm ID tubing
Models: See Chart on page 4



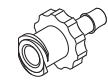
**RPI Part #RPF974
OEM Part # (No OEM Part # Available)**

LUER LOCK (MALE x 1/8" BARB)



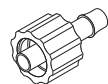
**RPI Part #RPF975
OEM Part #621065001**

LUER LOCK (FEMALE X 1/8" BARB)



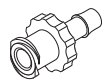
LUER LOCKS (5/32" BARB)

- 10 per package
 - Material: Clear polycarbonate
- Fits:** .150" (4 mm) ID tubing
Models: See Chart on page 4



**RPI Part #RPF907
OEM Part #621066001**

LUER LOCK (MALE x 5/32" BARB)

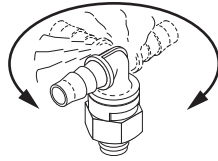


**RPI Part #RPF908
OEM Part #621065001**

LUER LOCK (FEMALE x 5/32" BARB)

RPI DENTSPLY CAVITRON[®] ULTRASONIC SCALERS!

**360°
Swivel
Action!**



RPI Part #RPF978

OEM Part # (No OEM Part # Available)

SWIVEL ELBOW (1/8" BARB x #10-32 MALE)

- 2 per package
 - Material: Nylon
 - Also available: Flat Washer (RPI Part #ADW038)
- Fits:** Solenoid Valve, #10-32 Female Ports
Models: See Chart on page 4

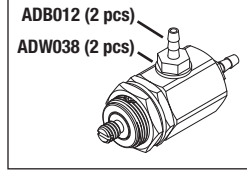


RPI Part #DSV027

OEM Part #629202001

NEEDLE VALVE (WATER)

- Ports: #10-32 Female
 - Material: Nickel plated brass
 - Includes all parts as shown
- Fits:** Front panel
Models: See Chart on page 4



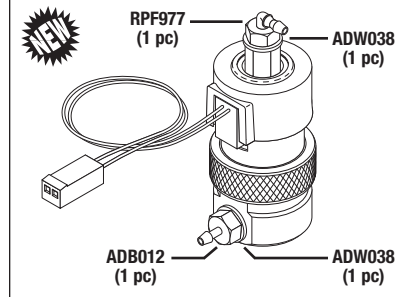
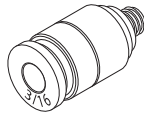
RPI Part #RPF976

OEM Part # (No OEM Part # Available)

MALE CONNECTOR

(3/16" PUSH-IN x #10-32 MALE)

- 2 per package
 - Material: Nickel plated brass
 - Note: This fitting has an internal hex and will require a 3/32" Hex Key for installation.
- Fits:** Solenoid Valve to Water Source
Models: See Chart on page 4



RPI Part #DSV011

OEM Part #629194002

SOLENOID VALVE (PINCH)

- Ports: #10-32 Female
 - 24 VDC, 0.67 W, 0.86 Ω, 4.50" lg. wires with 2 pin connector
 - Material: Stainless steel body with yellow cap
 - Includes all parts as shown
- Fits:** Chassis Bracket
Models: See Chart on page 4



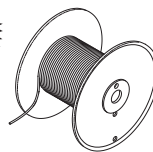
RPI Part #RPF977

OEM Part #6390253

ELBOW FITTING

(1/16" BARB x #10-32 MALE)

- 10 per package
 - Material: Natural polypropylene
- Fits:** Pinch Valve and Manifold Regulator Assembly
Models: See Chart on page 4



RPI Part #RXT016

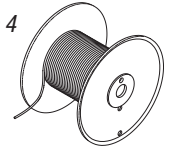
OEM Part #61631

PINCH TUBING

- (1/16" ID x 1/8" OD RED)
 - Sold by the foot (reel not included)
 - Material: Red PVC
 - Also available: Uni-Clamp (RPI Part #ADC034)
- Fits:** Pinch Valves, 1/16" Barb Fittings
Models: See Chart on page 4

TUBING (1/16" ID x 3/16" OD BLACK)

- Sold by the foot (reel not included)
 - Material: Hi-Temp Black Viton
 - Ratings: -30°F to 400°F max
- Fits:** 1/16" Barb Fittings
Models: See Chart on page 4

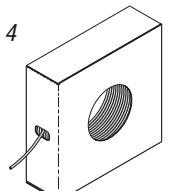


Just Ask For:

- RPI Part #RPT973
- TUBING (1/16" ID x 3/16" OD BLACK)

TUBING (.107" ID x 3/16" OD BLUE)

- Available by the foot or in a box of 100 ft.
 - Size: .107" ID x 3/16" OD blue polyurethane
- Fits:** 1/8" Barb or 3/16" Push-in Fitting
Models: See Chart on page 4



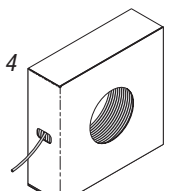
Just Ask For:

- RPI Part #RPT941
- TUBING (.107" ID x 3/16" OD BLUE)

- RPI Part #RXT001
- TUBING (.107" ID x 3/16" OD BLUE)

TUBING (.160" ID x 1/4" OD BLUE)

- Available by the foot or in a box of 100 ft.
 - Size: .160" ID x 1/4" OD blue polyurethane
- Fits:** 1/4" Polyflo Fitting, 1/4" Push-in Fitting, and 5/32" Luer Lock Barb fitting
Models: See Chart on page 4



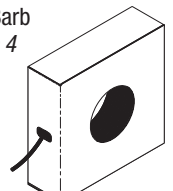
Just Ask For:

- RPI Part #RPT927
- TUBING (.160" ID x 1/4" OD BLUE)

- RPI Part #RPT999
- TUBING (.160" ID x 1/4" OD BLUE)

BRAIDED TUBING (1/4" OD BLUE)

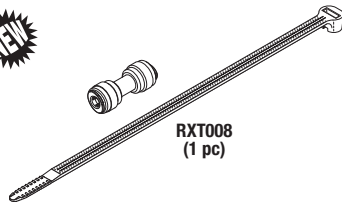
- Available by the foot or in a box of 100 ft.
 - Size: .150" ID x .250" OD PVC tubing with blue over braided sleeve
- Fits:** 1/4" Polyflo or 5/32" Barb
Models: See Chart on page 4



Just Ask For:

- RPI Part #RPT909
- BRAIDED TUBING (1/4" OD BLUE)

- RPI Part #RPT910
- BRAIDED TUBING (1/4" OD BLUE)



**RXT008
(1 pc)**

RPI Part #DSF048

OEM Part #623072001

UNION CONNECTOR (3/16" PUSH-IN)

- For use with Tubing (.107" ID x 3/16" OD Blue Polyurethane) (RPI Part #RPT941)
- Includes all parts as shown
- **Important Note:** Only use the provided Cable Tie to insure proper fit of the new Push-In Union Connector

Fits: Chassis Bracket to 3/16" OD Water Supply Line

Models: See Chart on page 4

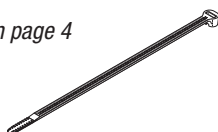
RPI Part #RXT008

OEM Part #712-00004



CABLE TIE (.270" W x 8.75" lg. WHITE)

- 25 per package
 - Bundle dia: .16" min / 2.00" dia. max
 - Material: Natural Nylon
- Fits:** Union Connector 3/16" to Chassis Bracket
Models: See Chart on page 4





replacement parts industries, inc.

20338 Corisco Street • Chatsworth, California • 91311

PRESORTED STANDARD
U.S. POSTAGE PAID
VAN NUYS, CA
PERMIT NO. 2399

ADDRESS SERVICES REQUESTED

RPI Parts to fit _____

DENTSPLY CAVITRON® ULTRASONIC SCALERS!

RPI Part #	OEM Part #	Description	BOBCAT® 25 KHz - G115	BOBCAT® Pro - G130	DualSelect™ Dispensing System - G118	JET Plus™ - G132	JET Plus™ - G137	JET with SPS™ - G120	Plus™ Scaler - G131	Plus™ Scaler - G136	Prophy-JET® Air Polishing System - G122	Prophy-JET® - G138	Select™ Scaler 25K - G121	Select™ SPS™ 30K - G124	SPS™ Surface Mount Ultrasonic Scaler - G98a	SPS™ Ultrasonic Scaler - G119	Touch™ Scaler - G1000
ADS032	No OEM Part # Available	Polyflo Sleeve/Ferrule (1/4") - 25/pkg	•	•	•	•	•	•	•	•	•	•	•	•		•	•
DSA046	No OEM Part # Available	Water Supply Hose Assembly (Braided)	•	•				•			•					•	
DSA047	90125	Water Supply Line Assembly				•	•		•	•		•	•	•			•
DSF005	90158	Disc Filter (Water) - 10/pkg	•	•		•	•	•	•	•	•	•	•	•		•	•
DSF048	623072001	Union Connector (3/16" Push-In)				•	•		•								
DSH003	60388	Water Hose (Braided Blue)	•	•				•			•					•	
DSK001	90172	Retrofit Water Filter Kit	•	•				•			•					•	
DSK021	No OEM Part # Available	Water Filter Kit				•	•		•	•		•	•	•			•
DSL025	No OEM Part # Available	Label (Water) - 3/pkg	•	•	•	•	•	•	•	•	•	•	•	•		•	•
DSL026	No OEM Part # Available	Label (Caution) - 3/pkg	•	•	•	•	•	•	•	•	•	•	•	•		•	•
DSV011	629194002	Solenoid Valve (Pinch)						•									
DSV027	629202001	Needle Valve (Water)									•						
RPF883	No OEM Part # Available	Polyflo Nut (1/4" Brass) - 5/pkg	•	•	•	•	•	•	•	•	•	•	•	•		•	•
RPF907	621066001	Luer Lock (Male x 5/32" Barb) - 10/pkg	•	•		•	•	•	•	•	•	•	•	•		•	•
RPF908	621065001	Luer Lock (Female x 5/32" Barb) - 10/pkg	•	•		•	•	•	•	•	•	•	•	•		•	•
RPF918	79521	Quick Disconnect, Male (1/4" Poly Auto Shut-Off)	•	•	•	•	•	•	•	•	•	•	•	•		•	•
RPF920	No OEM Part # Available	Quick Disconnect, Female (Panel Mount 1/4" Poly)	•	•	•	•	•	•	•	•	•	•	•	•		•	•
RPF953	No OEM Part # Available	Polyflo Nut (1/4" Chrome) - 5/pkg	•	•	•	•	•	•	•	•	•	•	•	•		•	•
RPF974	No OEM Part # Available	Luer Lock (Male x 1/8" Barb) - 10/pkg				•	•	•	•	•	•	•	•	•		•	•
RPF975	621065001	Luer Lock (Female x 1/8" Barb) - 10/pkg				•	•	•	•	•	•	•	•	•		•	•
RPF976	No OEM Part # Available	Male Connector (3/16" Push-In x #10-32 Male) - 2/pkg											•	•			
RPF977	6390253	Elbow Fitting (1/16" Barb x #10-32 Male) - 10/pkg						•									
RPF978	No OEM Part # Available	Swivel Elbow (1/8" Barb x #10-32 Male) - 2/pkg				•	•		•								
RPT909	No OEM Part # Available	Braided Tubing (1/4" OD Blue) - per ft.	•	•	•			•			•					•	
RPT910	No OEM Part # Available	Braided Tubing (1/4" OD Blue) (Box of 100 ft.)	•	•	•						•					•	
RPT927	No OEM Part # Available	Tubing (.160" ID x 1/4" OD Blue) - per ft.				•	•		•	•		•	•	•			•
RPT941	625075001	Tubing (.107" ID x 3/16" OD Blue) - per ft.				•	•	•	•	•	•	•	•	•			•
RPT973	625072001	Tubing (1/16" ID x 3/16" OD Black) - per ft.						•			•					•	
RPT999	No OEM Part # Available	Tubing (.160" ID x 1/4" OD Blue) (Box of 100 ft.)				•	•		•	•		•	•	•			•
RXT001	625075001	Tubing (.107" ID x 3/16" OD Blue) (Box of 100 ft.)				•	•	•	•	•	•	•	•	•			•
RXT008	712-00004	Cable Tie (.270" W x 8.75" Lg. White) - 25/pkg				•	•	•	•	•	•	•	•	•			
RXT016	61631	Pinch Tubing (1/16" ID x 1/8" OD Red) - per ft.				•					•				•		

Don't forget ... RPI has even more parts to fit Dentsply Cavitron® Ultrasonic Cleaners including Air and Water Lines, Air Filters, Check Valve Kit, Water Solenoid Valves, Fittings, Adaptors and more. See RPI's website, www.rpiparts.com for a complete list of parts.

Call Us Toll-Free Monday-Friday, 8:00 AM-4:30 PM (Pacific Time), (800) 221-9723